



US00D600108S

(12) **United States Design Patent**  
**Swan**

(10) **Patent No.:** **US D600,108 S**

(45) **Date of Patent:** **\*\* Sep. 15, 2009**

(54) **ADJUSTMENT NUT**

(76) Inventor: **Richard E. Swan**, 171 West St., E.  
Bridgewater, MA (US) 02333

(\*\*) Term: **14 Years**

(21) Appl. No.: **29/327,876**

(22) Filed: **Nov. 14, 2008**

(51) **LOC (9) Cl.** ..... **08-08**

(52) **U.S. Cl.** ..... **D8/397**

(58) **Field of Classification Search** ..... D8/397,  
D8/399, 349, 8, 394, 382; 411/432, 108,  
411/353, 404, 410, 919, 147, 957; D15/138;  
D23/262

See application file for complete search history.

(56) **References Cited**

**U.S. PATENT DOCUMENTS**

1,428,655	A	9/1922	Noske	
2,161,051	A	6/1939	Humeston	
3,413,017	A *	11/1968	Hughey	285/38
3,877,166	A	4/1975	Ward	
D273,561	S *	4/1984	Ozaki et al.	D8/397
D296,579	S *	7/1988	Hattori	D23/262
4,845,871	A	7/1989	Swan	
4,860,480	A	8/1989	Ruger	
4,905,396	A	3/1990	Bechtel	
D327,318	S *	6/1992	Dudar et al.	D24/112
5,155,915	A	10/1992	Repa	
5,276,988	A	1/1994	Swan	
5,606,818	A	3/1997	Hardee	
5,669,173	A	9/1997	Rodney, Jr.	
5,680,725	A	10/1997	Bell	
D435,652	S *	12/2000	Nazarifar et al.	D24/129
6,295,754	B1	10/2001	Otterman et al.	
6,442,883	B1	9/2002	Waterman et al.	
6,449,893	B2	9/2002	Spinner	
6,490,822	B1	12/2002	Swan	
6,513,276	B2	2/2003	Mendoza-Orozco	
6,598,333	B1	7/2003	Randazzo et al.	
D494,458	S *	8/2004	Aukzemas et al.	D8/387
6,922,934	B1	8/2005	Huan	
6,931,778	B1	8/2005	Nelson et al.	

D520,351	S *	5/2006	Alkalay et al.	D8/382
7,066,700	B2 *	6/2006	Ward et al.	411/180
7,272,904	B2	9/2007	Larue	
7,278,809	B2 *	10/2007	Aukzemas et al.	411/432
D568,149	S *	5/2008	Riedel	D8/397
D581,763	S *	12/2008	Post	D8/70
2004/0148842	A1	8/2004	Aalto et al.	
2006/0123686	A1	6/2006	Larue	
2006/0207156	A1	9/2006	Larue	
2006/0266850	A1 *	11/2006	Weinberger et al.	239/432
2008/0155876	A1	7/2008	Matthews et al.	
2008/0168696	A1	7/2008	Orne et al.	
2008/0178511	A1	7/2008	Storch et al.	

**OTHER PUBLICATIONS**

TM9-4931-710-14&P, Technical Manual, Operator, Organizational, Direct Support and General Support Maintenance Manual, Headquarters, Department of the Army. Aug. 1986.

\* cited by examiner

*Primary Examiner*—Robert M Spear

*Assistant Examiner*—Cynthia Underwood

(74) *Attorney, Agent, or Firm*—Barlow, Josephs & Holmes, Ltd.

(57) **CLAIM**

The ornamental design for an adjustment nut, as shown and described.

**DESCRIPTION**

FIG. 1 is a perspective view of the adjustment nut in accordance with the present invention;

FIG. 2 is a top view thereof;

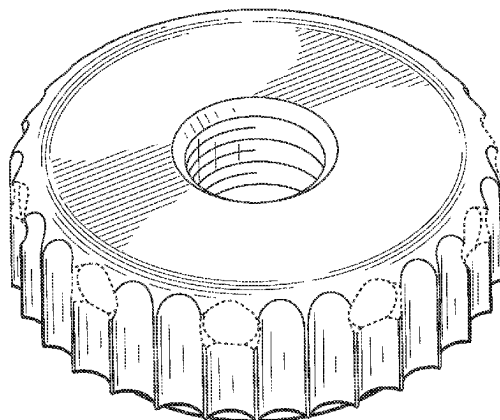
FIG. 3 is a bottom view thereof;

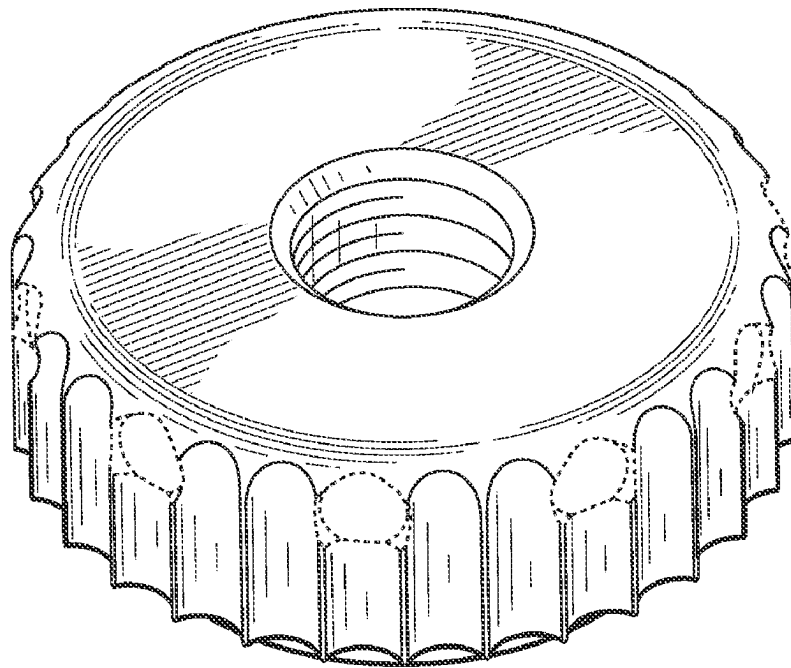
FIG. 4 is a right side view thereof, the left and right side views being identical; and,

FIG. 5 is a front view thereof, the front and rear views being identical.

The elements depicted in broken line in the various figures are included for environmental purposes only, and form no part of the claimed design.

**1 Claim, 5 Drawing Sheets**





*FIG. 1*


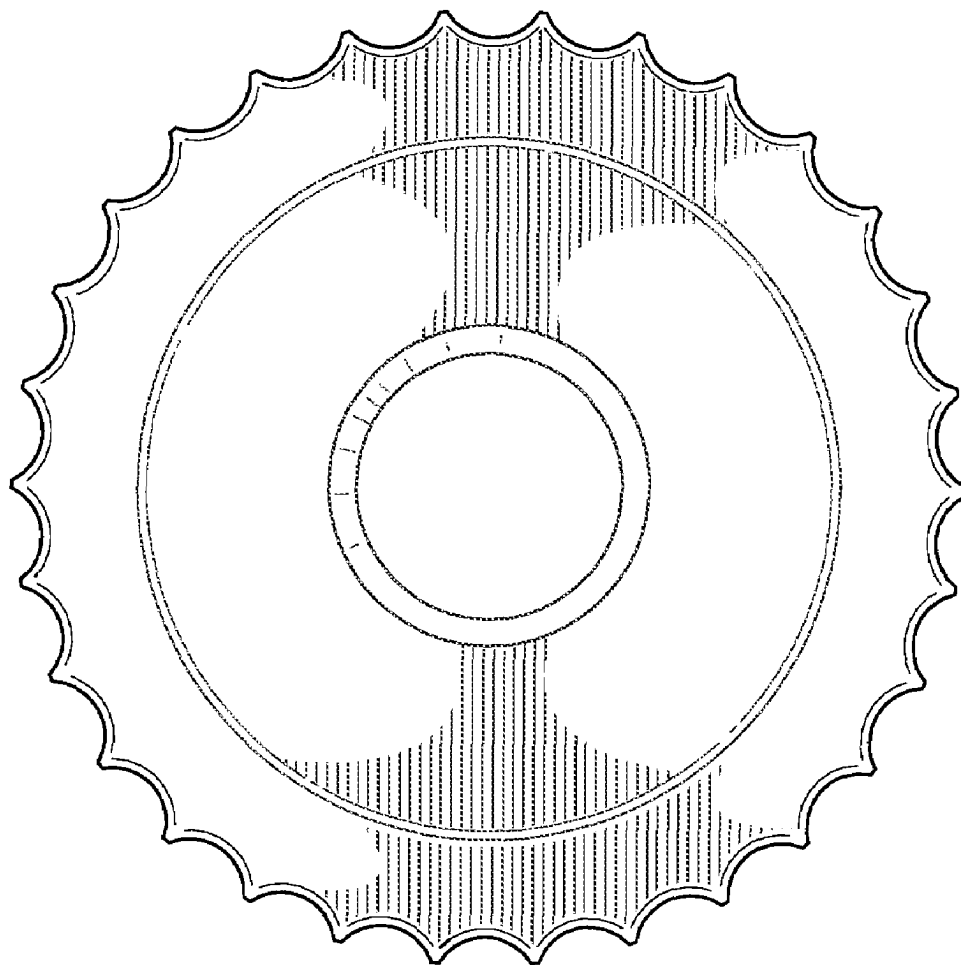


FIG. 2



**FIG. 3**

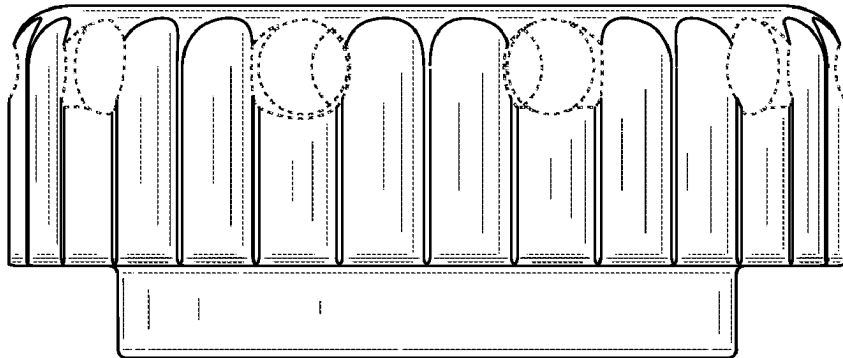


FIG. 4

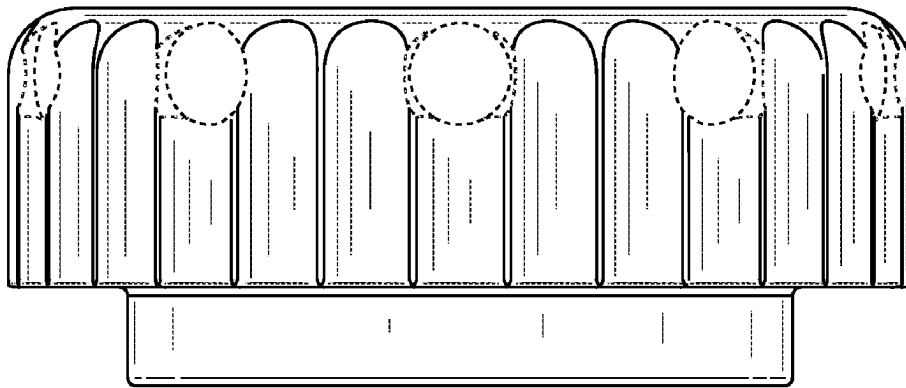


FIG. 5