



US00D602556S

(12) **United States Design Patent**
Swan

(10) **Patent No.:** **US D602,556 S**

(45) **Date of Patent:** **** Oct. 20, 2009**

(54) **LEVER ARM**

(76) Inventor: **Richard E. Swan**, 171 West St., E.
Bridgewater, MA (US) 02333

(**) Term: **14 Years**

(21) Appl. No.: **29/327,863**

(22) Filed: **Nov. 14, 2008**

(51) **LOC (9) Cl.** **22-01**

(52) **U.S. Cl.** **D22/109**

(58) **Field of Classification Search** D22/100,
D22/108, 199; D8/1, 8, 308, 380, 381; D6/417,
D6/552; 42/94; 89/37.04; 211/64, 89; 248/872,
248/156, 530

See application file for complete search history.

(56) **References Cited**

U.S. PATENT DOCUMENTS

| | | | | |
|-----------|-----|---------|-----------------|---------|
| 1,428,655 | A | 9/1922 | Noske | |
| 2,161,051 | A | 6/1939 | Humeston | |
| D200,799 | S * | 4/1965 | Dickman | D8/385 |
| D209,901 | S * | 1/1968 | Fredrickson | D8/308 |
| 3,877,166 | A | 4/1975 | Ward | |
| D265,580 | S * | 7/1982 | Paul | D23/242 |
| 4,820,096 | A * | 4/1989 | Knight | 411/169 |
| 4,845,871 | A | 7/1989 | Swan | |
| 4,860,480 | A | 8/1989 | Ruger | |
| 4,905,396 | A | 3/1990 | Bechtel | |
| 4,921,188 | A * | 5/1990 | Smith | 242/233 |
| 5,155,915 | A | 10/1992 | Repa | |
| 5,276,988 | A | 1/1994 | Swan | |
| D356,944 | S * | 4/1995 | Spaulding | D8/398 |
| 5,606,818 | A | 3/1997 | Hardee | |
| 5,669,173 | A | 9/1997 | Rodney, Jr. | |
| 5,680,725 | A | 10/1997 | Bell | |
| D385,768 | S * | 11/1997 | Nutter et al. | D8/308 |
| D405,344 | S * | 2/1999 | Peabody | D8/321 |
| 6,295,754 | B1 | 10/2001 | Otterman et al. | |
| 6,442,883 | B1 | 9/2002 | Waterman et al. | |
| 6,449,893 | B2 | 9/2002 | Spinner | |
| 6,490,822 | B1 | 12/2002 | Swan | |
| 6,513,276 | B2 | 2/2003 | Mendoza-Orozco | |
| 6,598,333 | B1 | 7/2003 | Randazzo et al. | |

| | | | | |
|--------------|------|--------|-----------------|--------|
| 6,922,934 | B1 | 8/2005 | Huan | |
| 6,931,778 | B1 | 8/2005 | Nelson et al. | |
| D524,140 | S * | 7/2006 | Kirar | D8/308 |
| 7,272,904 | B2 * | 9/2007 | Larue | 42/127 |
| 2004/0148842 | A1 | 8/2004 | Aalto et al. | |
| 2006/0123686 | A1 | 6/2006 | Larue | |
| 2006/0207156 | A1 | 9/2006 | Larue | |
| 2008/0134559 | A1 * | 6/2008 | Swan | 42/90 |
| 2008/0155876 | A1 | 7/2008 | Matthews et al. | |
| 2008/0168696 | A1 | 7/2008 | Orne et al. | |
| 2008/0178511 | A1 | 7/2008 | Storch et al. | |

OTHER PUBLICATIONS

TM 9-4931-710-14&P, Technical Manual, Operator, Organizational, Direct Support and General Support Maintenance Manual, Headquarters, Department of the Army. Aug. 1986.

* cited by examiner

Primary Examiner—T. Chase Nelson

Assistant Examiner—Michael A Pratt

(74) *Attorney, Agent, or Firm*—Barlow, Josephs & Holmes, Ltd.

(57) **CLAIM**

The ornamental design for a lever arm, as shown and described.

DESCRIPTION

FIG. 1 is a perspective view of the lever arm in accordance with the present invention;

FIG. 2 is a top view thereof;

FIG. 3 is a bottom view thereof;

FIG. 4 is a right side view thereof;

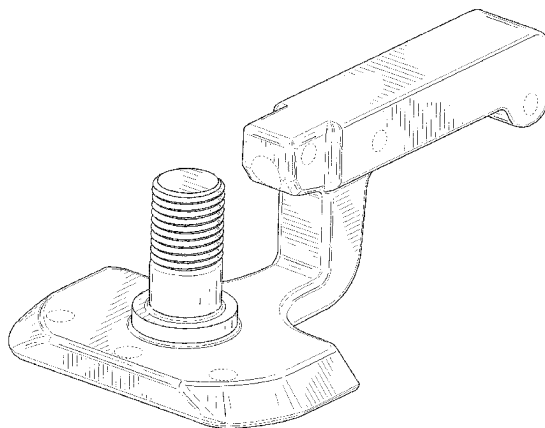
FIG. 5 is a left side view thereof;

FIG. 6 is a front view thereof; and,

FIG. 7 is a rear view thereof.

The elements depicted in broken line in the various figures are included for environmental purposes only, and form no part of the claimed design.

1 Claim, 6 Drawing Sheets



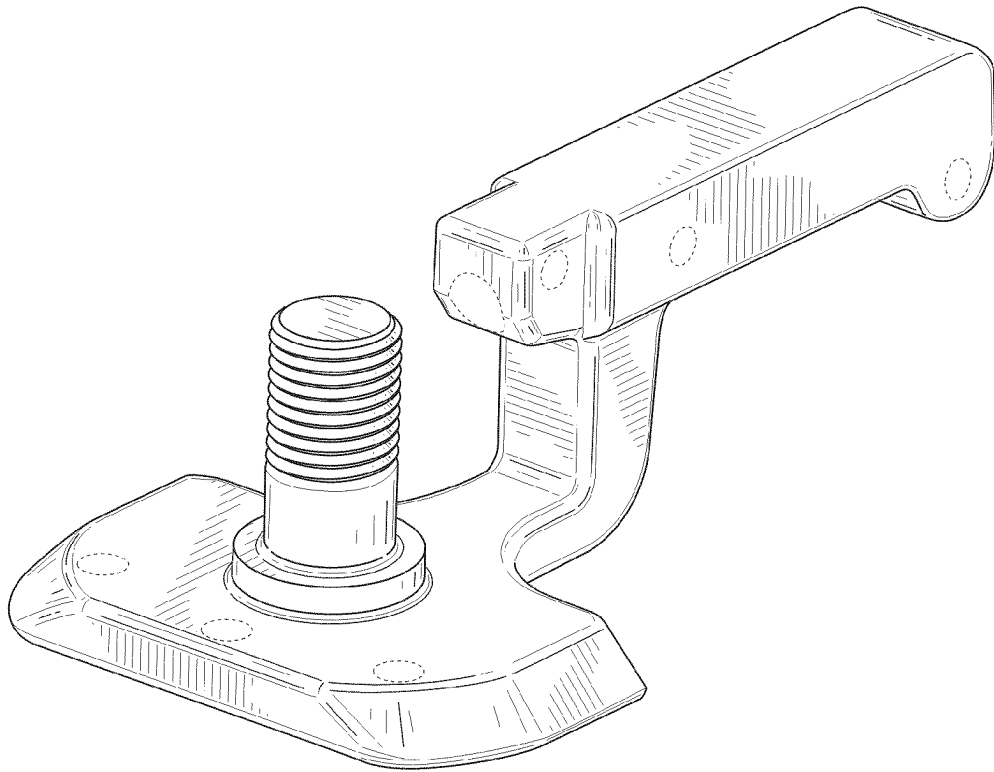


FIG. 1

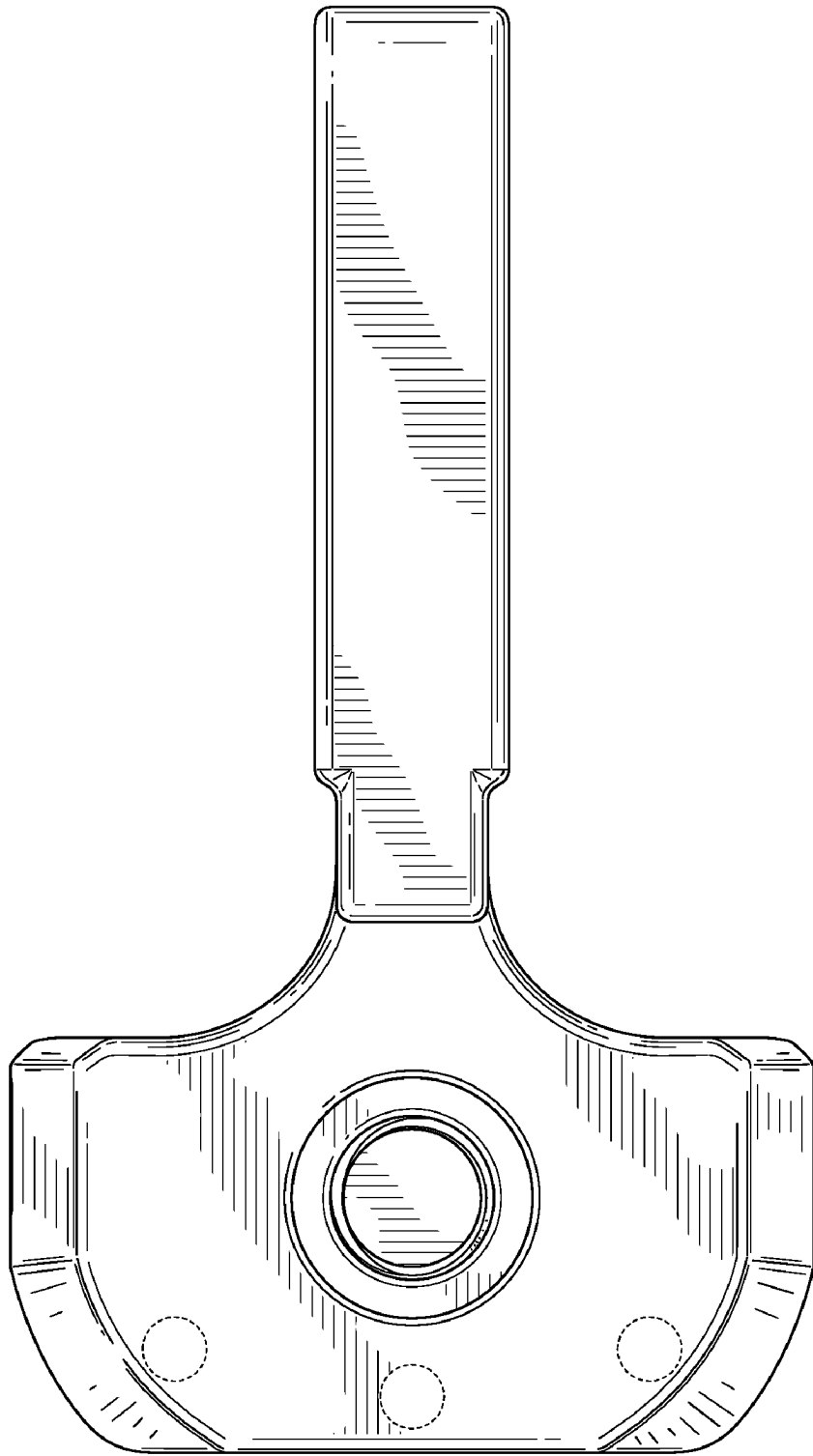


FIG. 2

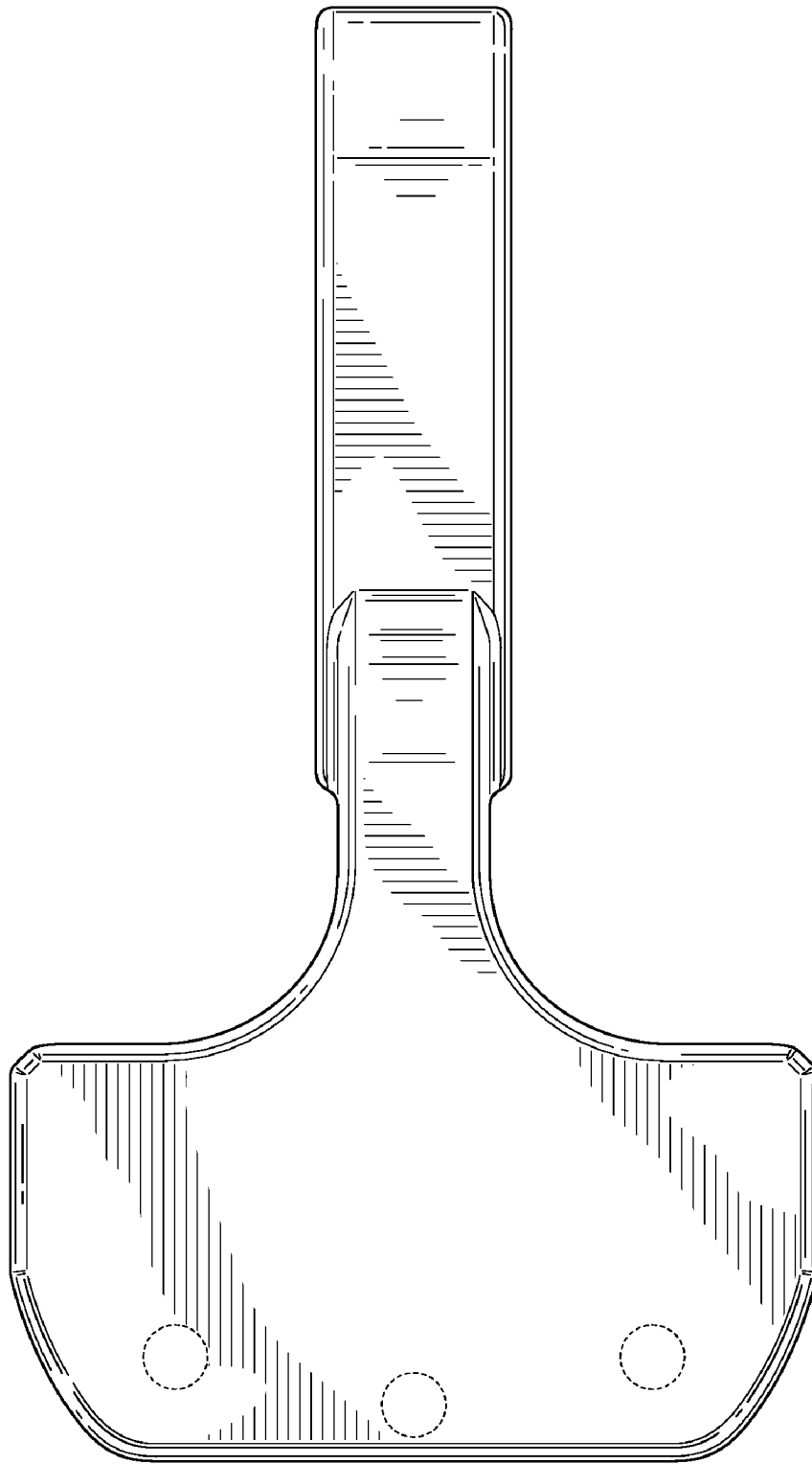


FIG. 3

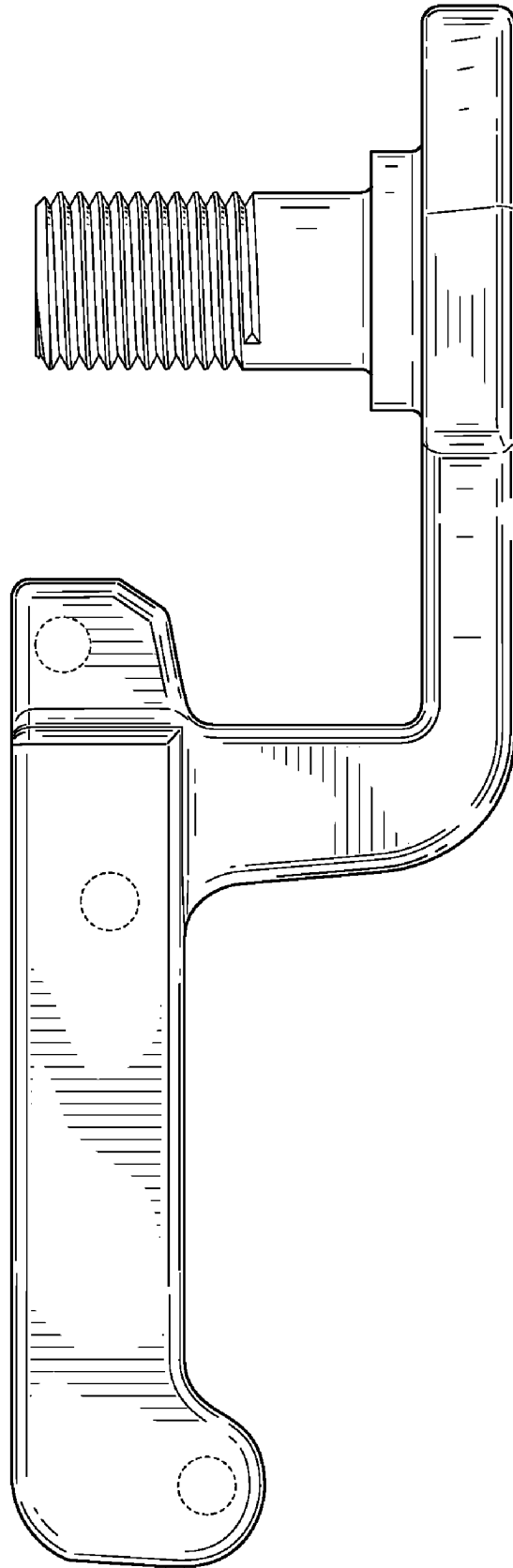


FIG. 4

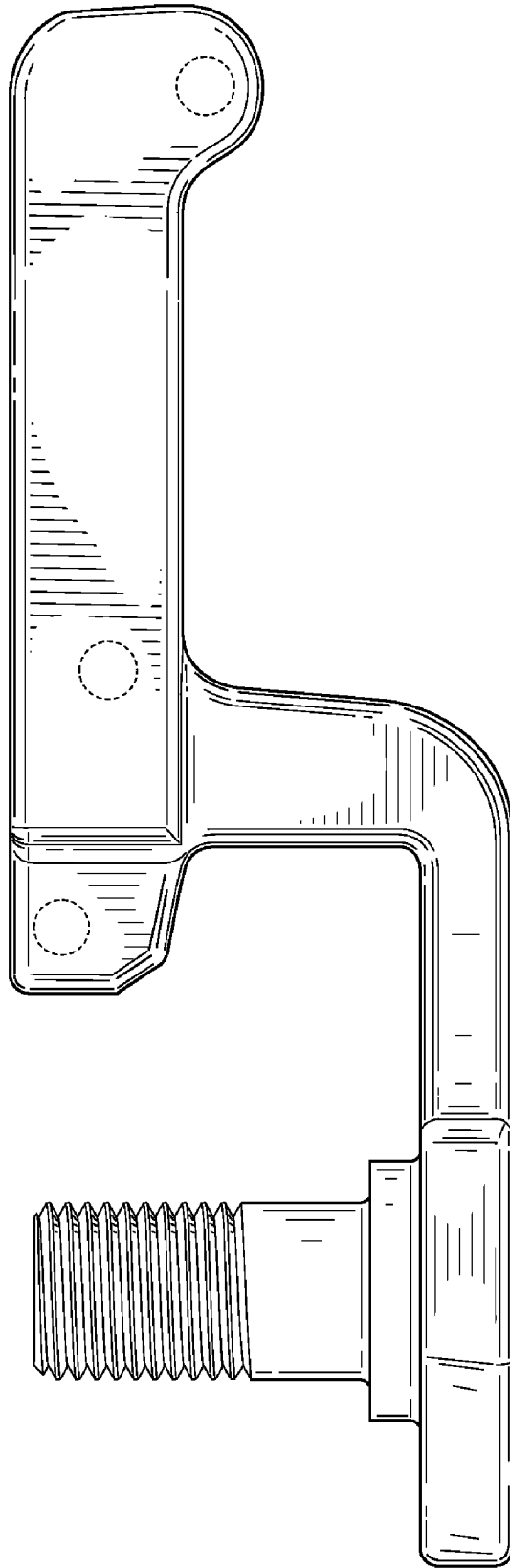


FIG. 5

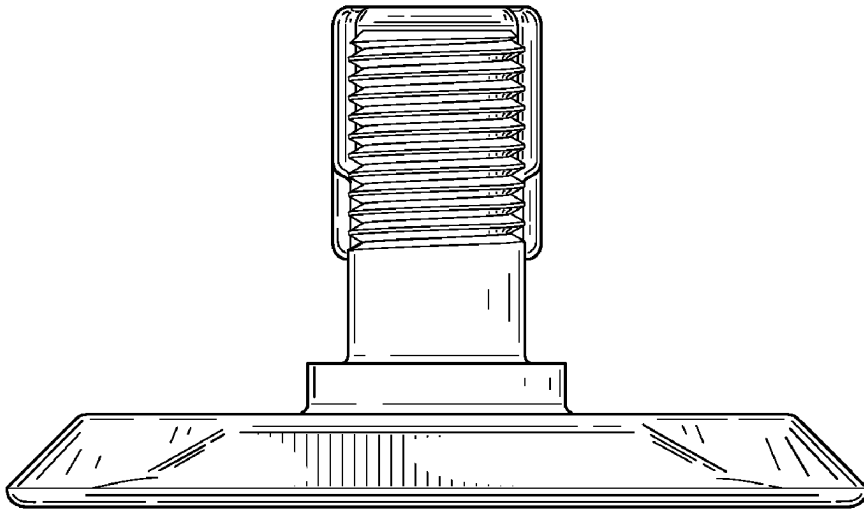


FIG. 6

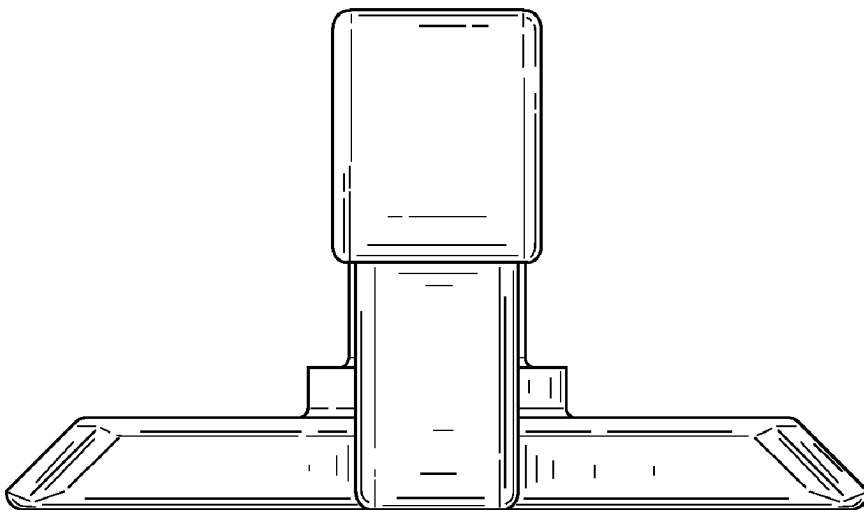


FIG. 7