



US00D613811S

(12) **United States Design Patent**
Swan

(10) **Patent No.:** **US D613,811 S**

(45) **Date of Patent:** **** Apr. 13, 2010**

(54) **WEAPON HANDGUARD**

(76) Inventor: **Richard E. Swan**, 171 West St., E.
Bridgewater, MA (US) 02333

(**) Term: **14 Years**

(21) Appl. No.: **29/339,647**

(22) Filed: **Jul. 3, 2009**

Related U.S. Application Data

(62) Division of application No. 29/330,753, filed on Jan. 14, 2009.

(51) **LOC (9) Cl.** **22-01**

(52) **U.S. Cl.** **D22/108**

(58) **Field of Classification Search** D22/100,
D22/108, 109, 110, 199; 42/11, 113, 116,
42/119, 124, 125, 127, 90, 145, 128, 72,
42/106, 114, 85, 75.02, 71.01; 248/205.1,
248/201; 89/40.06, 41.19, 37.04, 33.04,
89/191.01, 200-204; 124/67, 66, 74; D21/572,
D21/573

See application file for complete search history.

(56) **References Cited**

U.S. PATENT DOCUMENTS

| | | | | |
|-----------|------|---------|-----------------|----------|
| 3,075,314 | A * | 1/1963 | Juestel | 42/71.01 |
| 4,536,982 | A * | 8/1985 | Bredbury et al. | 42/71.01 |
| 4,663,875 | A * | 5/1987 | Tatro | 42/71.01 |
| 4,742,636 | A * | 5/1988 | Swan | 42/126 |
| 4,845,871 | A * | 7/1989 | Swan | 42/127 |
| 5,142,806 | A * | 9/1992 | Swan | 42/114 |
| 5,198,600 | A * | 3/1993 | E>Nama | 42/90 |
| 5,276,988 | A * | 1/1994 | Swan | 42/127 |
| 5,343,650 | A * | 9/1994 | Swan | 42/117 |
| 5,533,292 | A * | 7/1996 | Swan | 42/123 |
| 5,590,484 | A * | 1/1997 | Mooney et al. | 42/111 |
| 5,613,316 | A * | 3/1997 | Hightower | 42/85 |
| 5,826,363 | A * | 10/1998 | Olson | 42/75.01 |
| 6,453,594 | B1 * | 9/2002 | Griffin | 42/105 |
| 6,490,822 | B1 * | 12/2002 | Swan | 42/71.01 |
| 6,499,245 | B1 * | 12/2002 | Swan | 42/71.01 |

| | | | | |
|--------------|------|---------|-------------------|----------|
| 6,508,027 | B1 | 1/2003 | Kim | |
| 6,618,976 | B1 | 9/2003 | Swan | |
| 6,655,069 | B2 * | 12/2003 | Kim | 42/114 |
| 6,671,990 | B1 * | 1/2004 | Booth | 42/75.01 |
| 6,694,660 | B1 * | 2/2004 | Davies | 42/75.01 |
| 6,792,711 | B2 * | 9/2004 | Battaglia | 42/114 |
| 6,839,998 | B1 * | 1/2005 | Armstrong | 42/71.01 |
| D507,620 | S * | 7/2005 | Swan | D22/109 |
| 7,059,076 | B2 * | 6/2006 | Stoner et al. | 42/75.01 |
| 7,216,451 | B1 * | 5/2007 | Troy | 42/72 |
| 2003/0230022 | A1 * | 12/2003 | Battaglia | 42/111 |
| 2004/0000083 | A1 | 1/2004 | Grant, Jr. | |
| 2004/0049964 | A1 * | 3/2004 | Vais | 42/75.02 |
| 2005/0000142 | A1 | 1/2005 | Kim et al. | |
| 2007/0033851 | A1 * | 2/2007 | Hochstrate et al. | 42/75.01 |

* cited by examiner

Primary Examiner—T. Chase Nelson

Assistant Examiner—Michael A Pratt

(74) *Attorney, Agent, or Firm*—Barlow, Josephs & Holmes, Ltd

(57) **CLAIM**

The ornamental design for a weapon handguard, as shown and described.

DESCRIPTION

FIG. 1 is a perspective view of the weapon handguard in accordance with the present invention;

FIG. 2 is a right side view thereof;

FIG. 3 is a left side view thereof;

FIG. 4 is a top view thereof;


FIG. 5 is a bottom view thereof;

FIG. 6 is a front view thereof; and,

FIG. 7 is a rear view thereof.

The broken line showing of portions of the weapon handguard in FIGS. 1, 5 and 6 is included for the purpose of illustrating environment and forms no part of the claimed design.

1 Claim, 4 Drawing Sheets



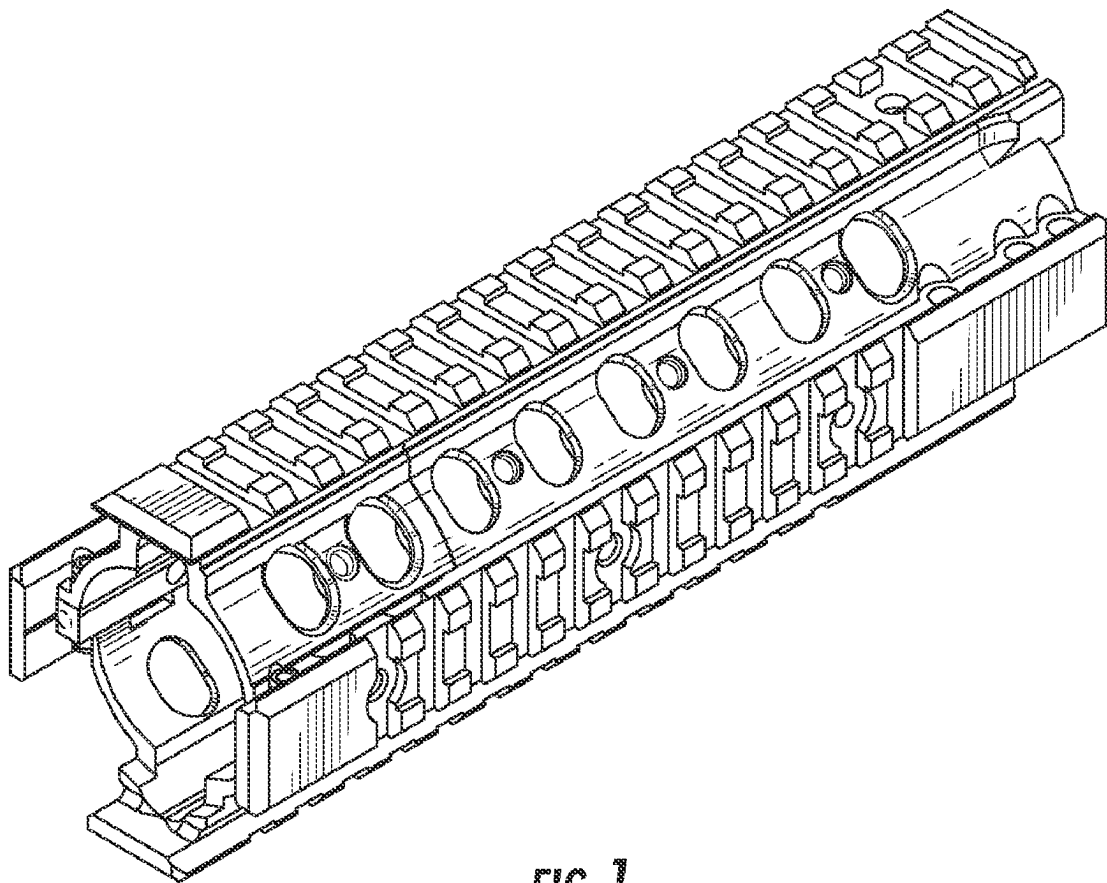


FIG. 1

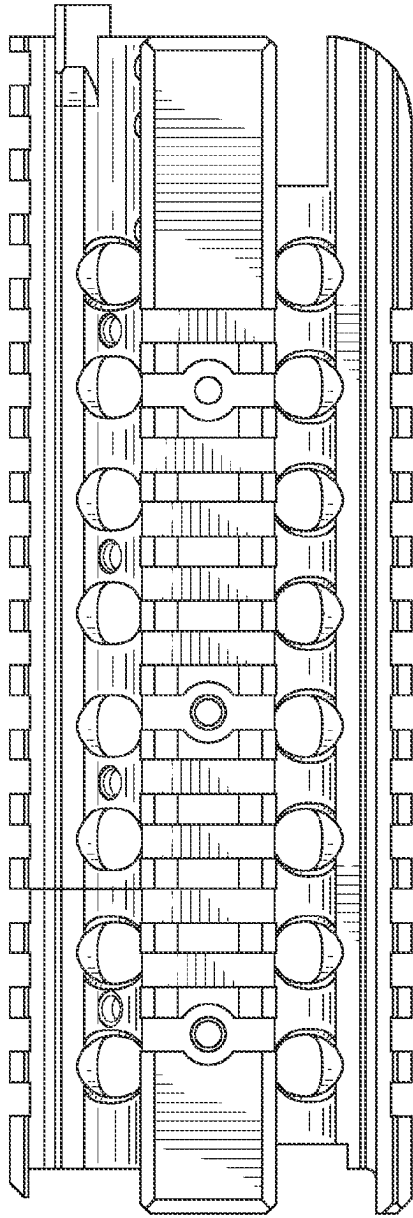


FIG. 2

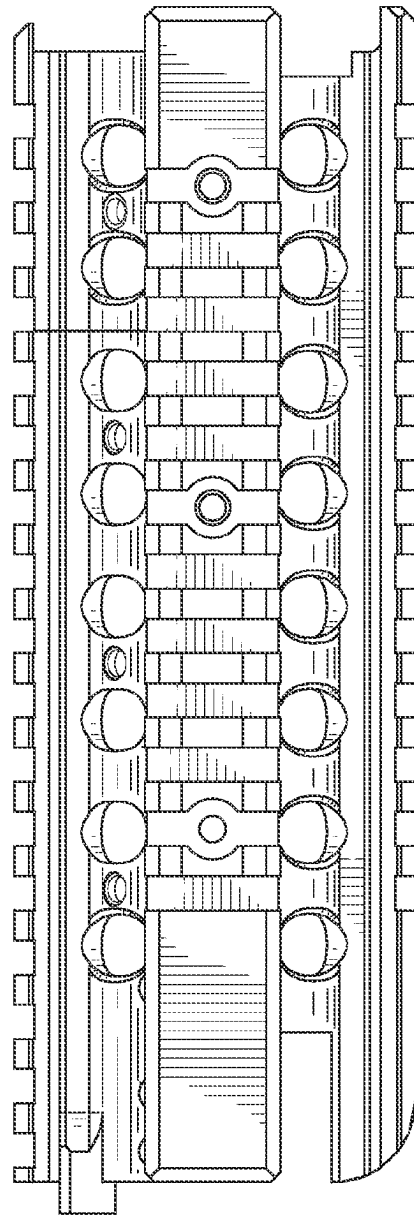


FIG. 3

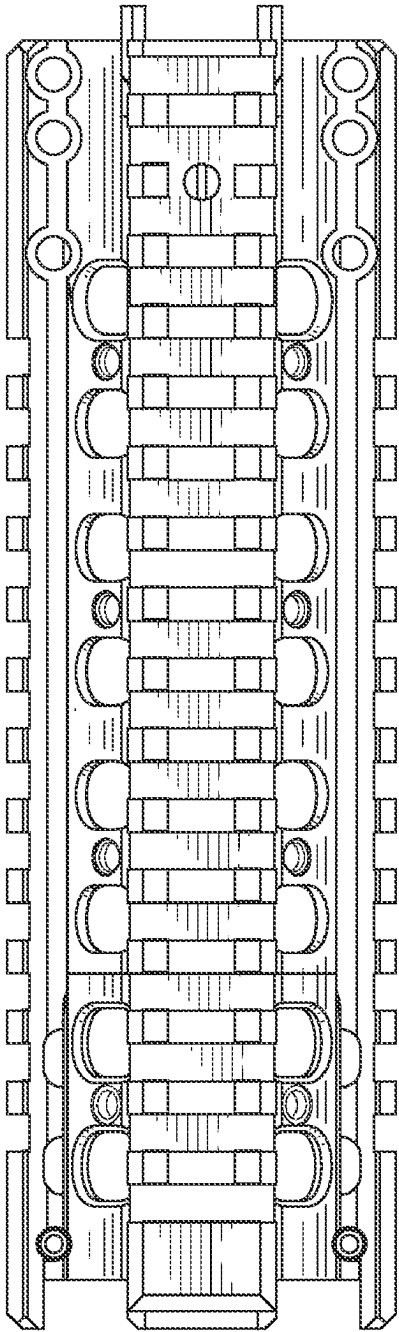


FIG. 4

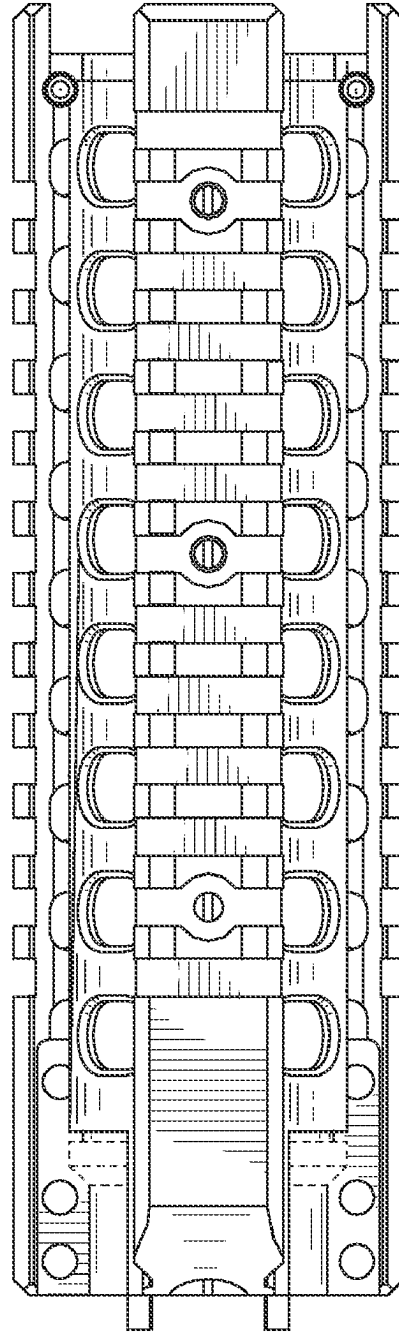


FIG. 5

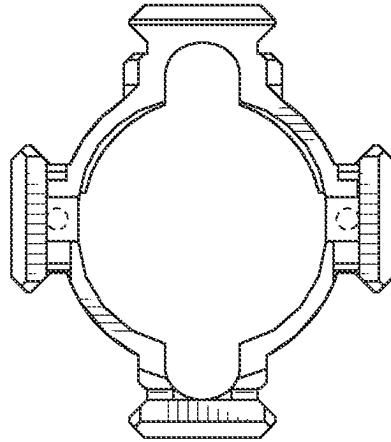


FIG. 6

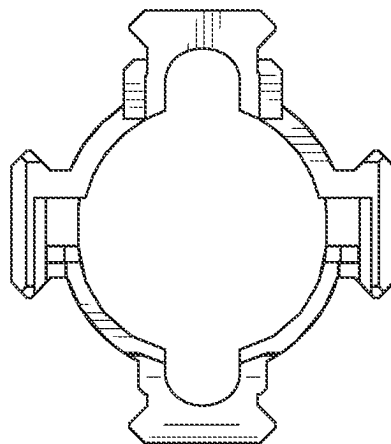


FIG. 7