



US00D619189S

(12) **United States Design Patent**  
**Swan**

(10) **Patent No.:** **US D619,189 S**

(45) **Date of Patent:** **\*\* Jul. 6, 2010**

(54) **BUFFER PAD**

(76) Inventor: **Richard E. Swan**, 171 West St., E.  
Bridgewater, MA (US) 02333

(\*\*) Term: **14 Years**

(21) Appl. No.: **29/306,895**

(22) Filed: **Apr. 18, 2008**

(51) **LOC (9) Cl.** ..... **22-01**

(52) **U.S. Cl.** ..... **D22/108**

(58) **Field of Classification Search** ..... D22/108-110,  
D22/199; D16/132, 130, 133, 330, 134;  
359/399, 823, 744; 42/111, 133, 119, 122;  
D8/499, 367, 371; 224/570, 560, 449, 269,  
224/666

See application file for complete search history.

(56) **References Cited**

**U.S. PATENT DOCUMENTS**

1,428,655	A	9/1922	Noske
2,161,051	A	6/1939	Humeston
2,436,948	A	3/1948	Williams

(Continued)

**FOREIGN PATENT DOCUMENTS**

DE 2006011542 U 12/2006

**OTHER PUBLICATIONS**

A.R.M.S. #19 Dovetail/Stanag Throw Lever Scope Mount, www.mountsplus.com/miva/merchant.mvc?page=MSP/PROD.

(Continued)

*Primary Examiner*—T. Chase Nelson

*Assistant Examiner*—Michael A Pratt

(74) *Attorney, Agent, or Firm*—Barlow, Josephs & Holmes, Ltd.

(57) **CLAIM**

The ornamental design for a buffer pad, as shown and described.

**DESCRIPTION**

FIG. 1 is a perspective view of the buffer pad in accordance with a first embodiment of the present invention;

FIG. 2 is a front view of the buffer pad of FIG. 1;

FIG. 3 is a rear view of the buffer pad of FIG. 1;

FIG. 4 is a right side view of the buffer pad of FIG. 1;

FIG. 5 is a left side view of the buffer pad of FIG. 1;

FIG. 6 is a bottom view of the buffer pad of FIG. 1;

FIG. 7 is a top view of the buffer pad of FIG. 1;

FIG. 8 is a perspective view of the buffer pad in accordance with a second embodiment of the present invention;

FIG. 9 is a front view of the buffer pad of FIG. 8;

FIG. 10 is a rear view of the buffer pad of FIG. 8;

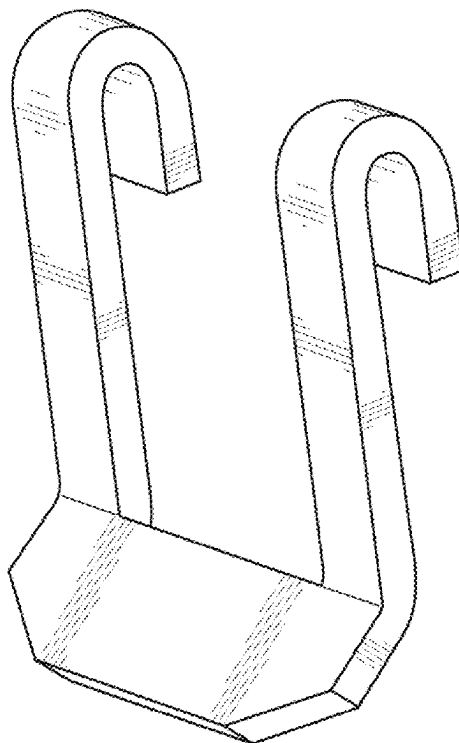
FIG. 11 is a right side view of the buffer pad of FIG. 8;

FIG. 12 is a left side view of the buffer pad of FIG. 8;

FIG. 13 is a bottom view of the buffer pad of FIG. 8; and,

FIG. 14 is a top view of the buffer pad of FIG. 8.

**1 Claim, 14 Drawing Sheets**



# US D619,189 S

Page 2

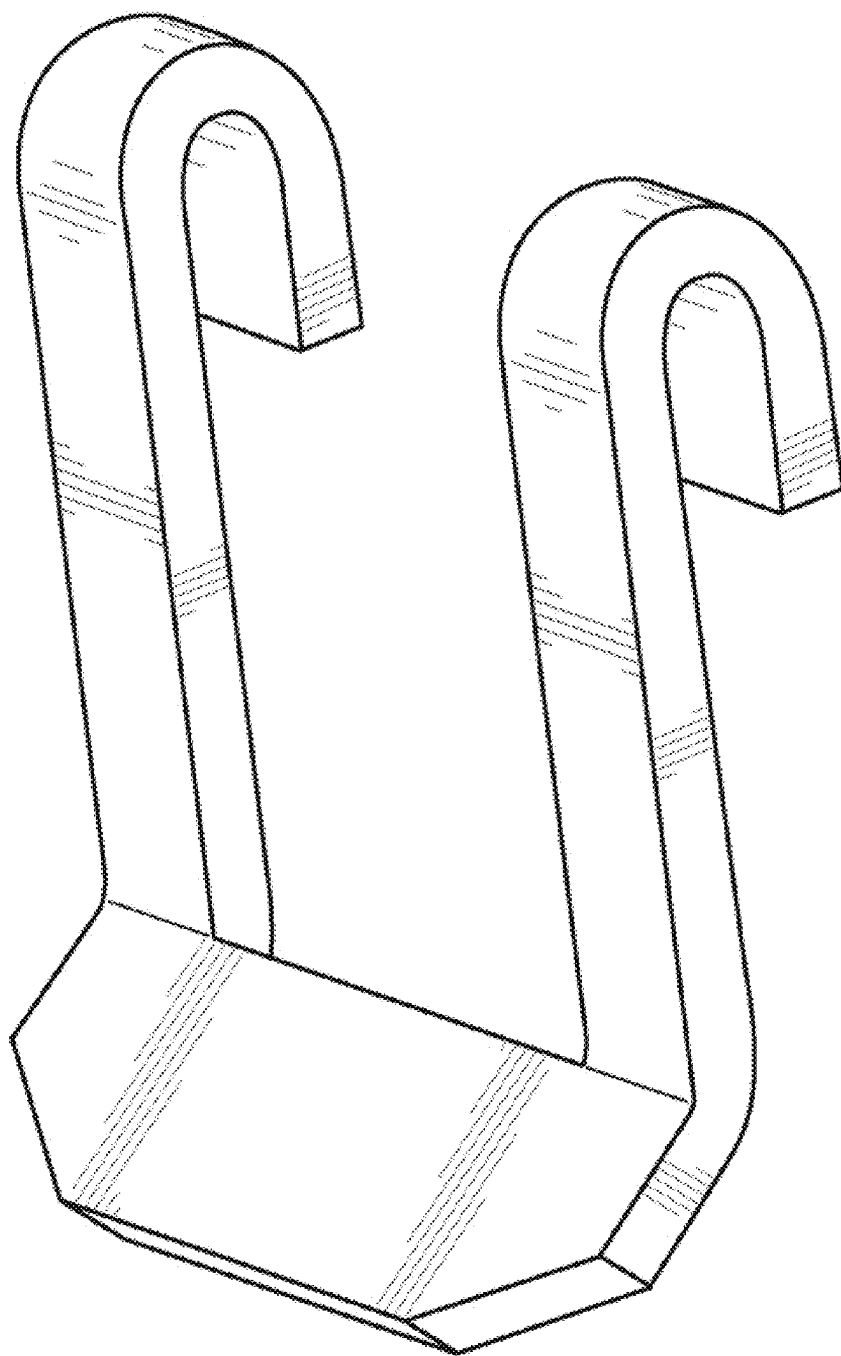
## U.S. PATENT DOCUMENTS

2,790,241	A	4/1957	Dickenson		D455,065	S	*	4/2002	Berg	.....	D8/371
2,810,963	A	10/1957	Harper		6,363,648	B1		4/2002	Kranich et al.		
3,276,377	A	10/1966	Bell		6,442,883	B1		9/2002	Waterman et al.		
3,877,166	A	4/1975	Ward		6,449,893	B2		9/2002	Spinner		
4,027,414	A	6/1977	Felix		6,490,822	B1		12/2002	Swan		
4,085,511	A	4/1978	Kovac		6,513,276	B2		2/2003	Mendoza-Orozco		
4,249,315	A	2/1981	Hopson, III		6,598,330	B2		7/2003	Garrett et al.		
4,310,980	A	1/1982	Pilkington		6,598,333	B1		7/2003	Randazzo et al.		
4,542,958	A	* 9/1985	Young	..... 359/627	6,629,381	B1		10/2003	Keng		
4,722,496	A	2/1988	Hermann et al.		6,922,934	B1		8/2005	Huan		
4,845,871	A	7/1989	Swan		6,931,778	B1		8/2005	Nelson et al.		
4,860,480	A	8/1989	Ruger		7,272,904	B2		9/2007	Larue		
4,905,396	A	3/1990	Bechtel		D576,021	S	*	9/2008	Goodman et al.	.....	D8/372
4,934,085	A	6/1990	Lough		2004/0000083	A1		1/2004	Grant, Jr.		
D318,608	S	* 7/1991	Schenker	..... D8/382	2004/0148842	A1		8/2004	Aalto et al.		
5,142,806	A	9/1992	Swan		2006/0162227	A1		7/2006	Samson		
5,155,915	A	10/1992	Repa		2006/0207156	A1		9/2006	Larue		
5,276,988	A	1/1994	Swan		2007/0234623	A1		10/2007	Carney		
5,375,361	A	12/1994	Rustick		2008/0041901	A1	*	2/2008	Chuang	.....	224/430
5,533,292	A	7/1996	Swan								
5,590,484	A	1/1997	Mooney et al.								
5,606,818	A	3/1997	Hardee								
5,669,173	A	9/1997	Rodney, Jr.								
5,680,725	A	10/1997	Bell								
5,694,712	A	12/1997	Plonka								
6,295,754	B1	10/2001	Otteman et al.								

## OTHER PUBLICATIONS

TM 9-4931-710-14&P, Technical Manual, Operator, Organizational, Direct Support and General Support Maintenance Manual, Headquarters, Department of the Army. Aug. 1986.  
A.R.M.S. Mount Safety Latch, PentagonLight, pp. 1-2, Dec. 6, 2007, "www.pentagonlight.com/item\_detail.cfm\_id.444".

\* cited by examiner



**FIG. 1**

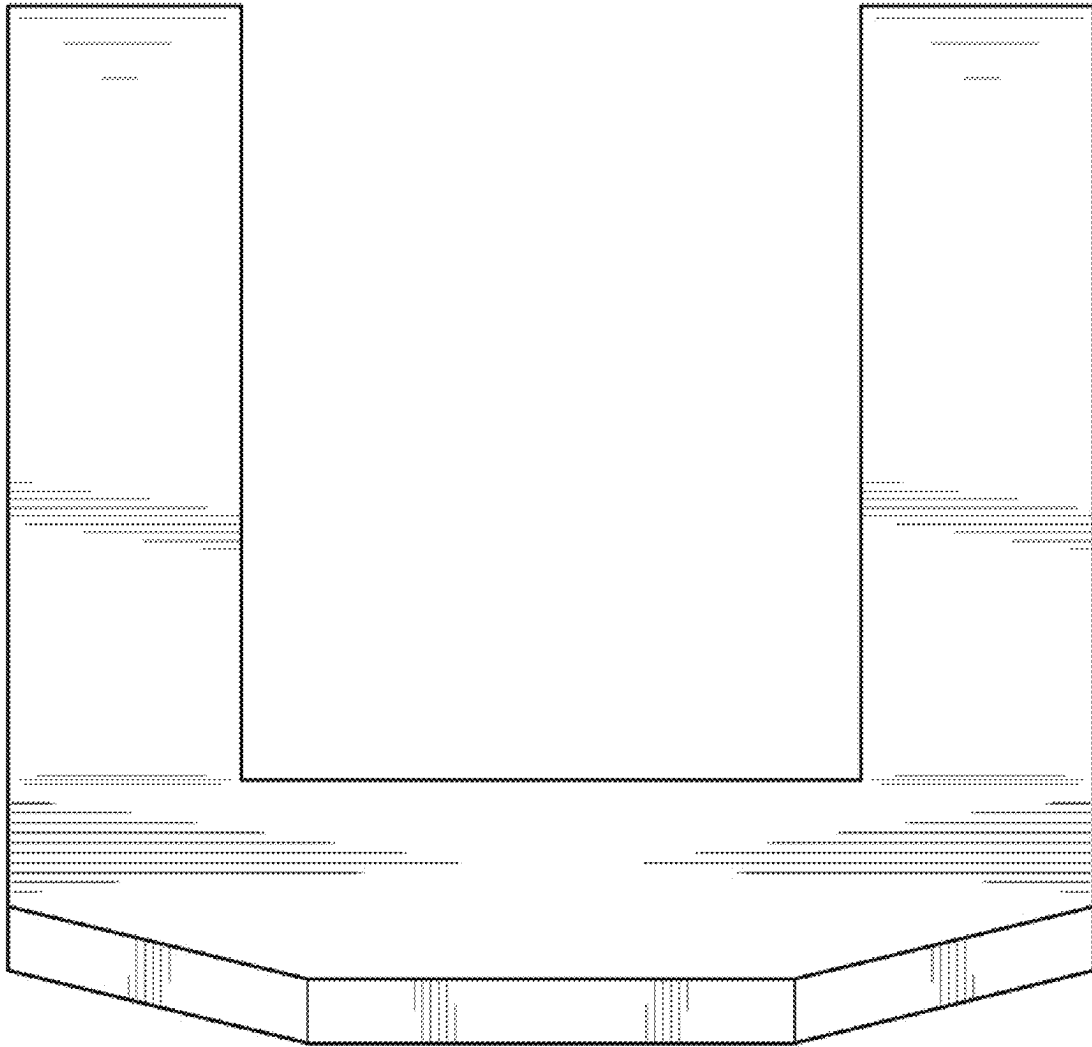


FIG. 2

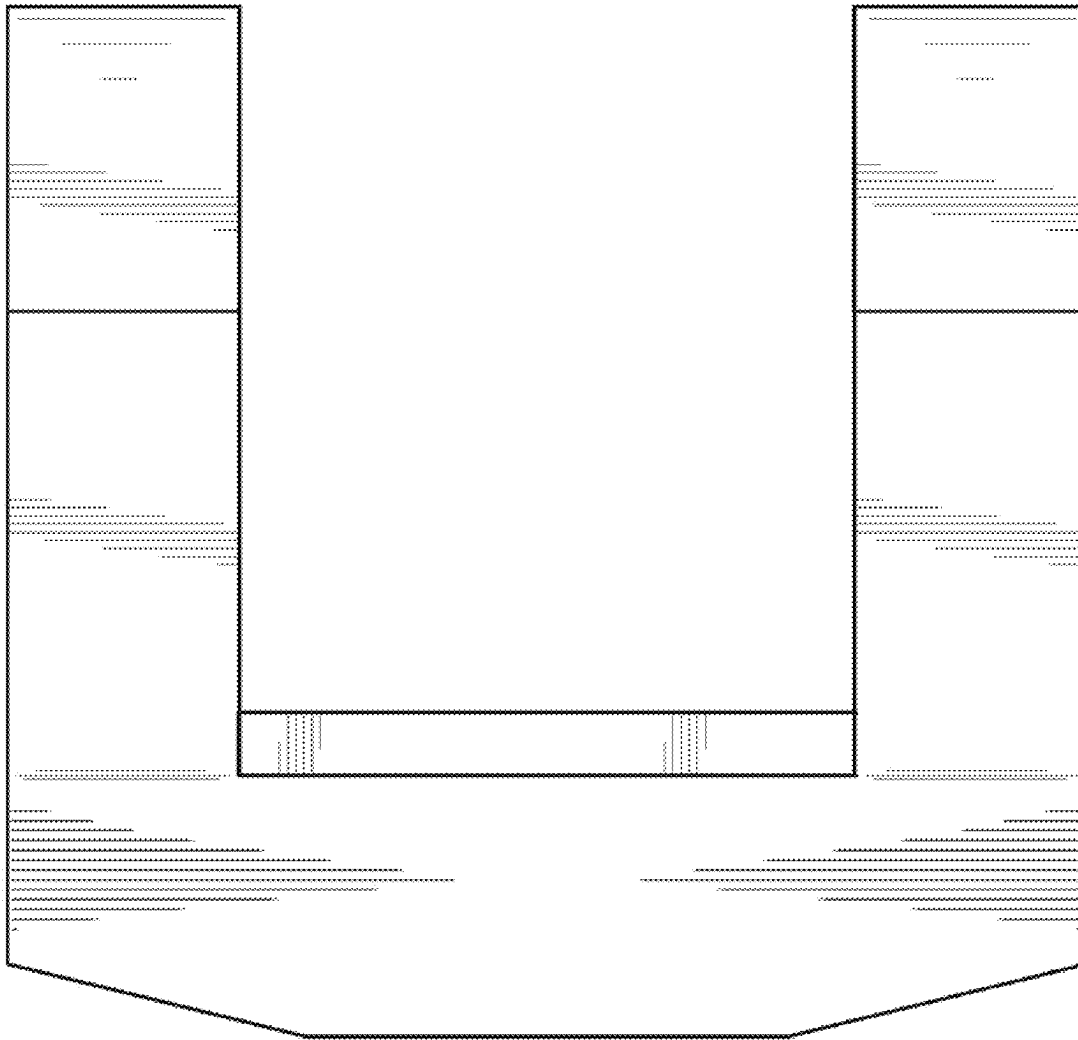
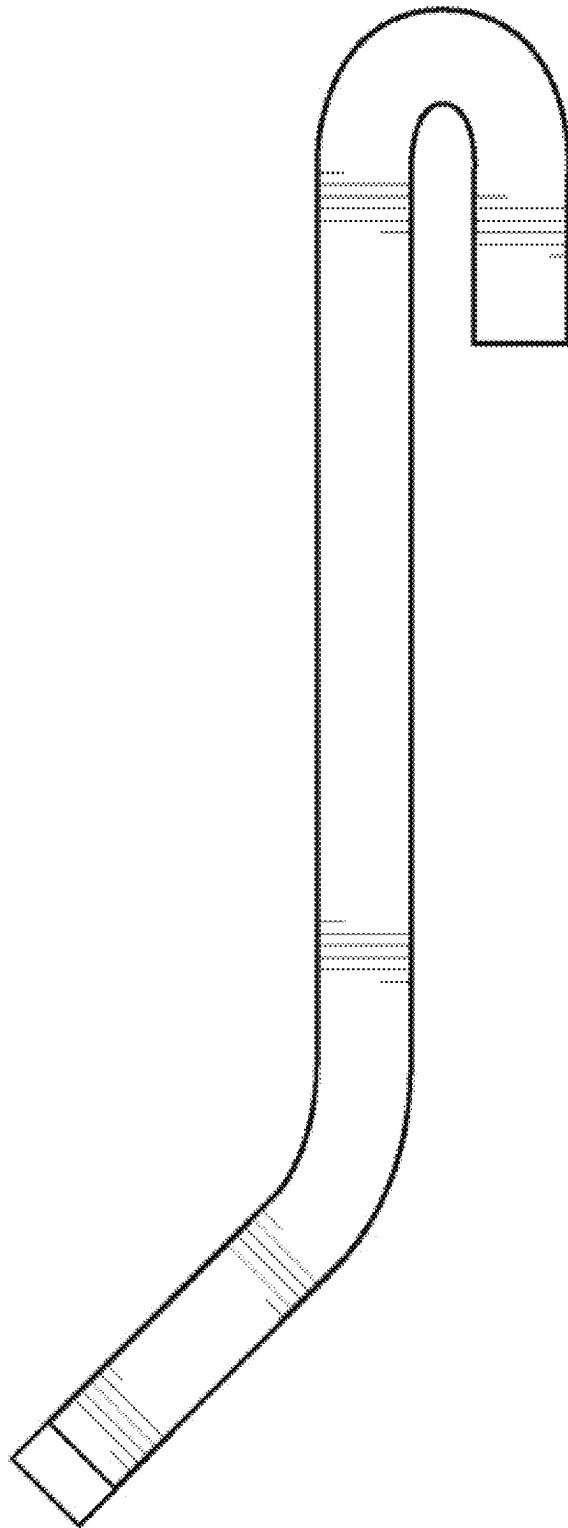
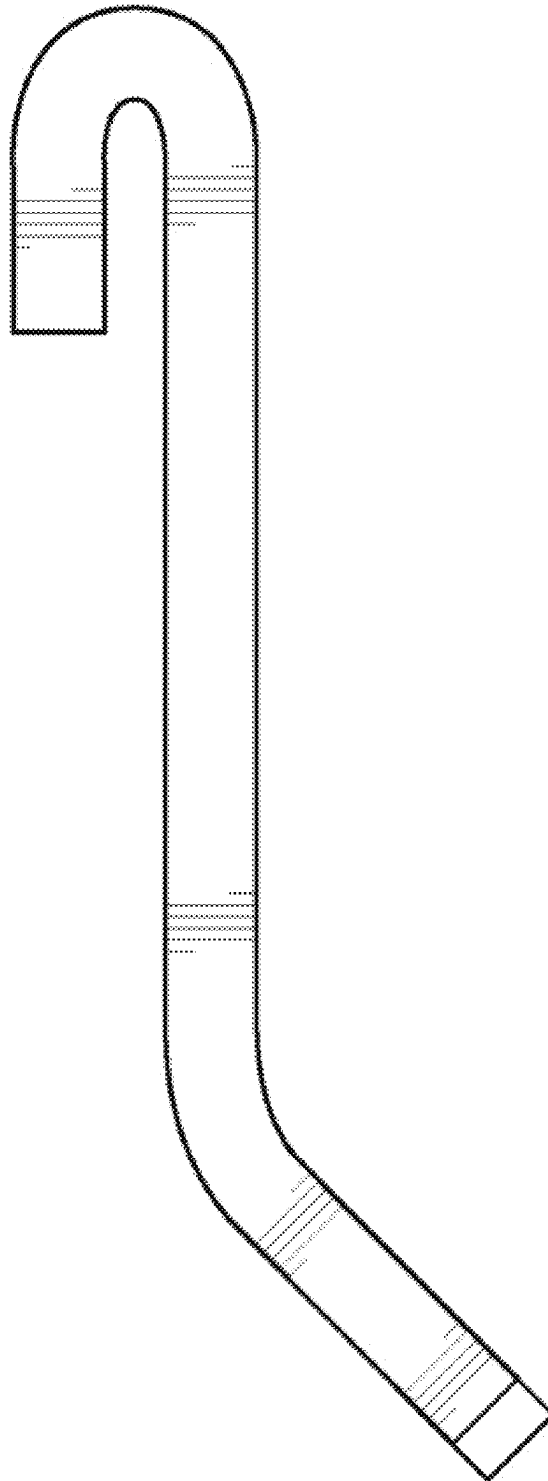


FIG. 3



**FIG. 4**



**FIG. 5**

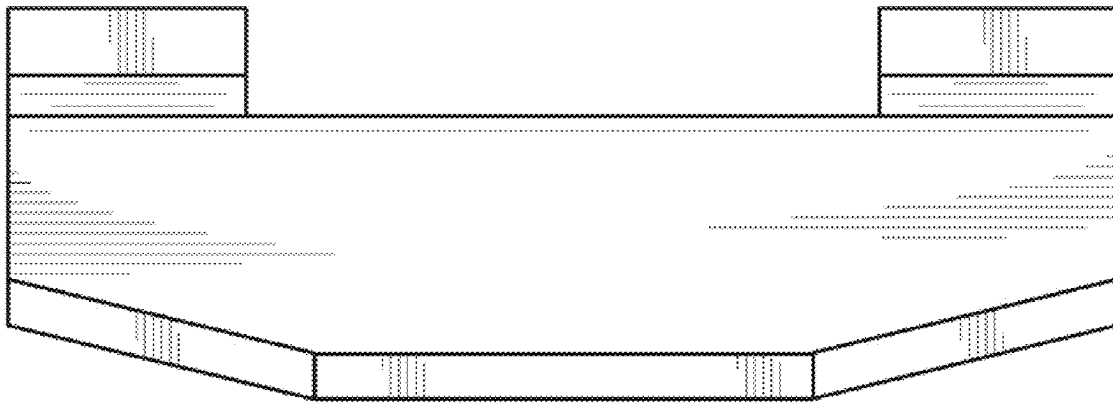
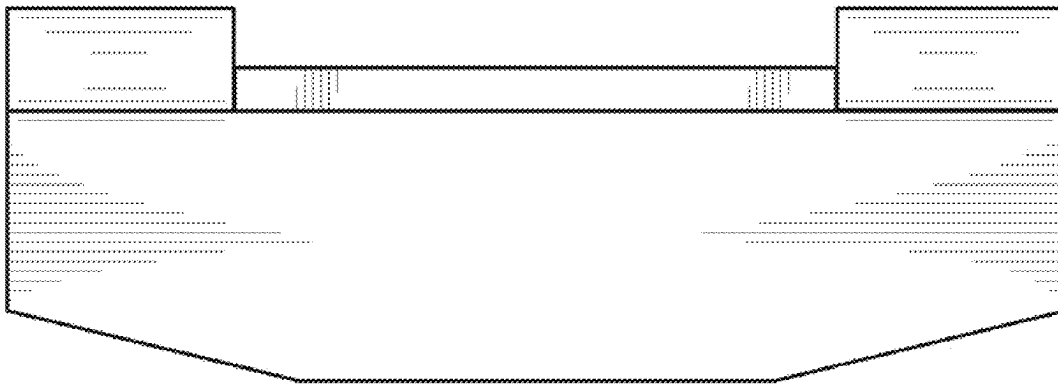
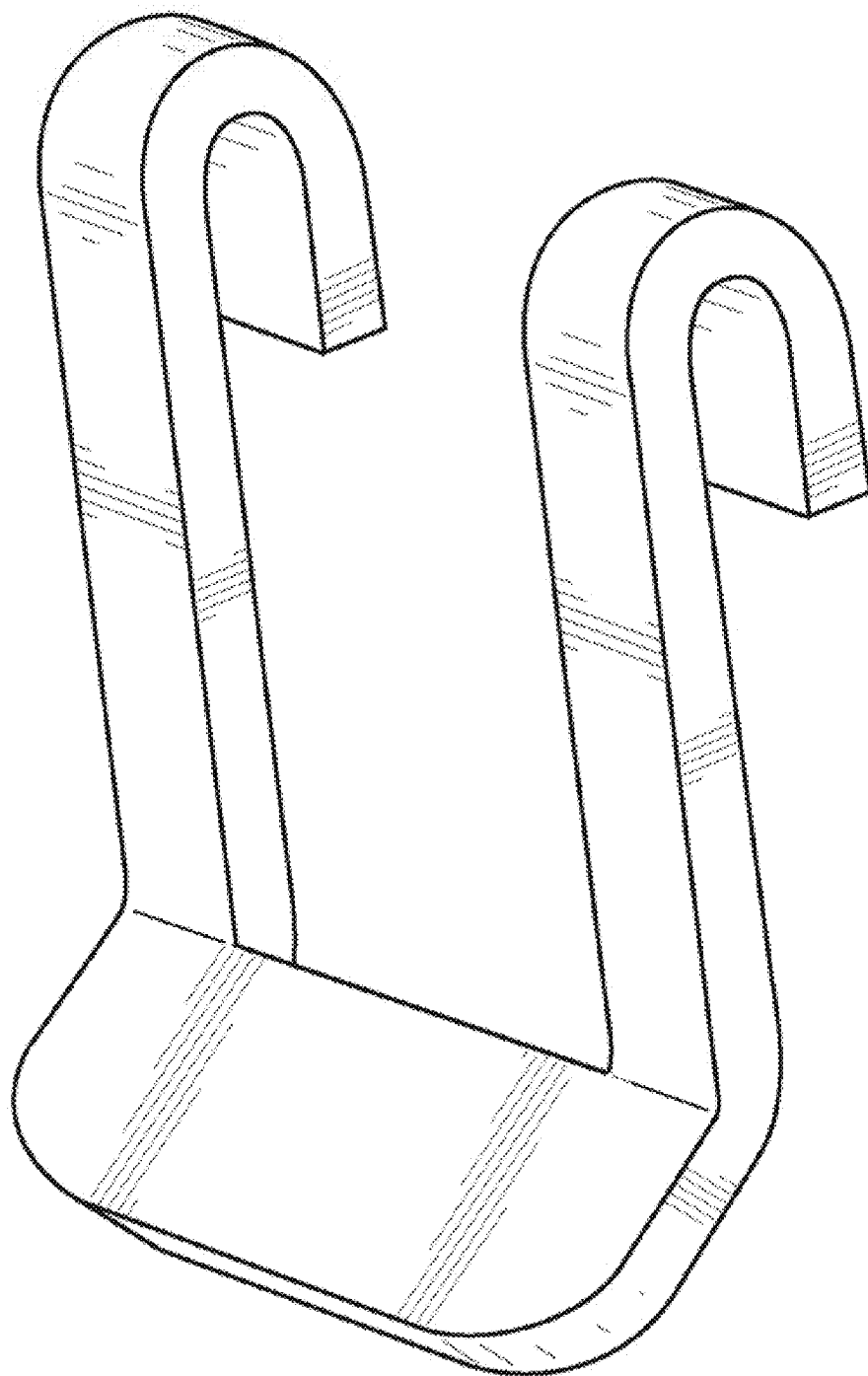


FIG. 6





**FIG. 7**



**FIG. 8**

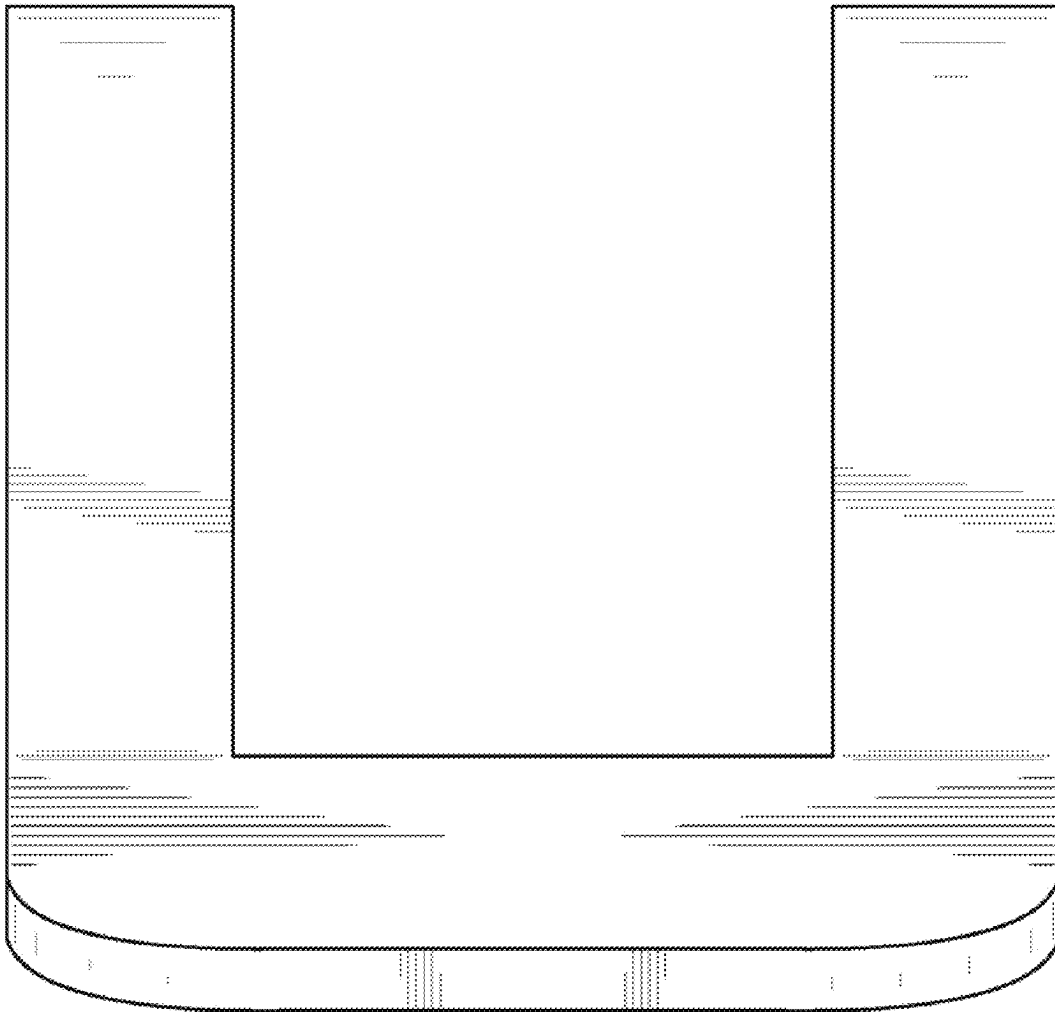
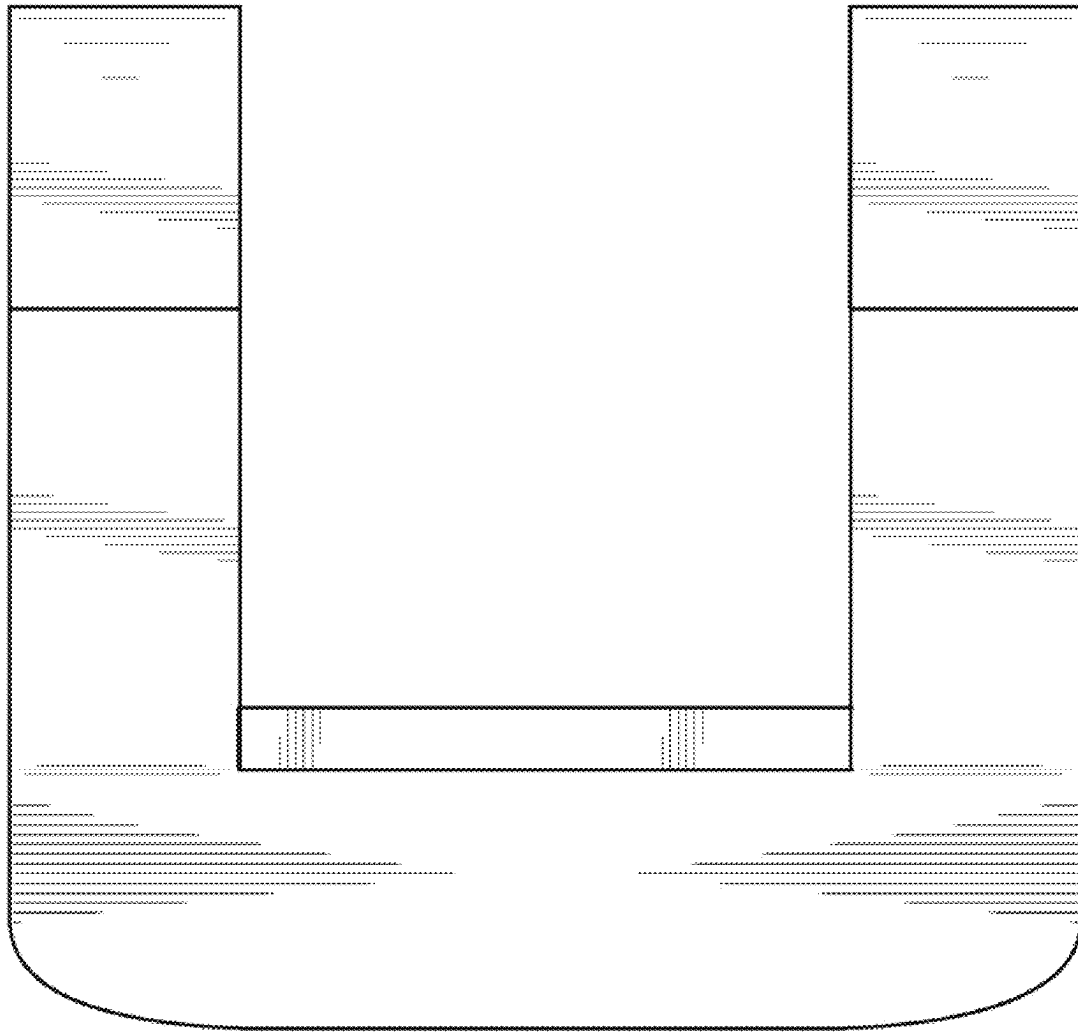
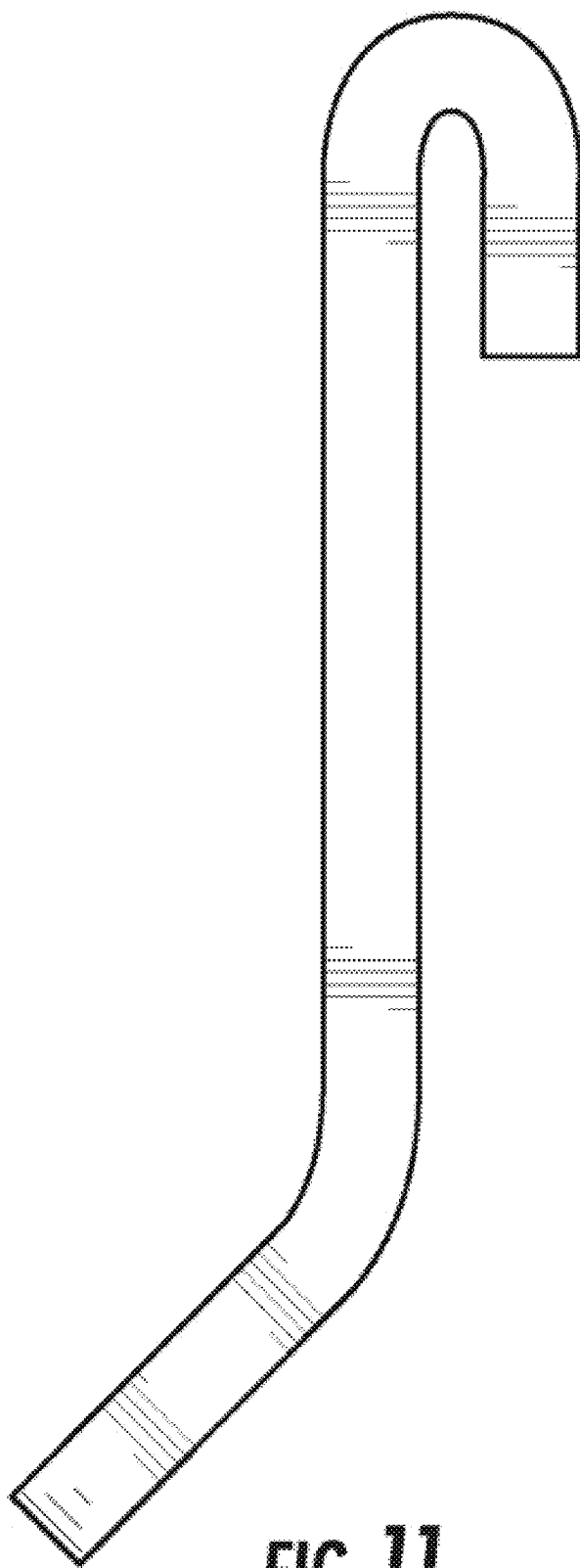


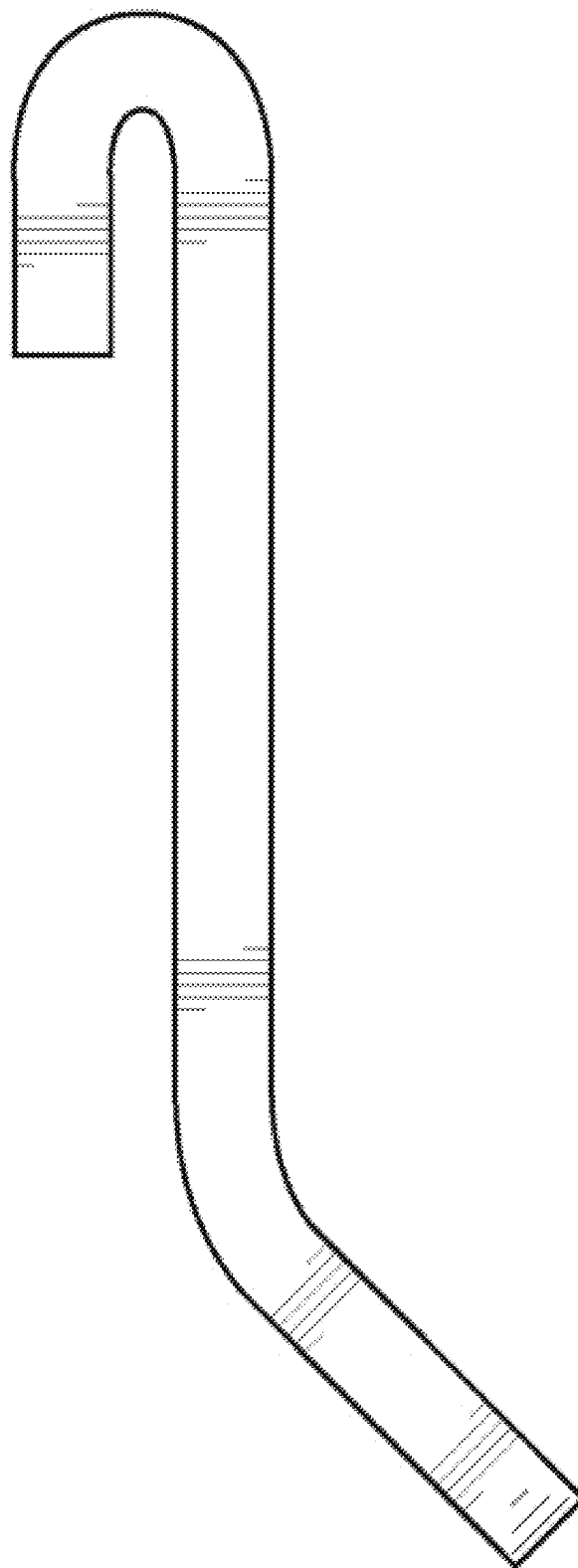
FIG. 9



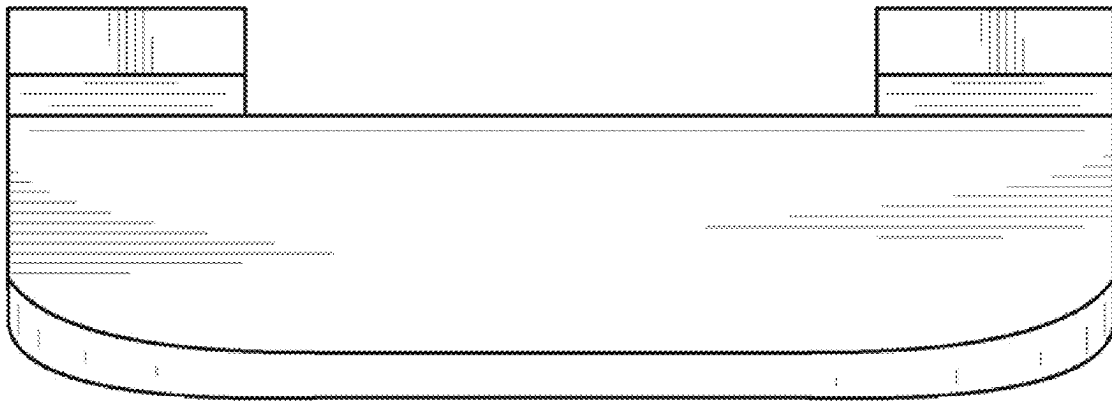
**FIG. 10**



**FIG. 11**



**FIG. 12**



**FIG. 13**

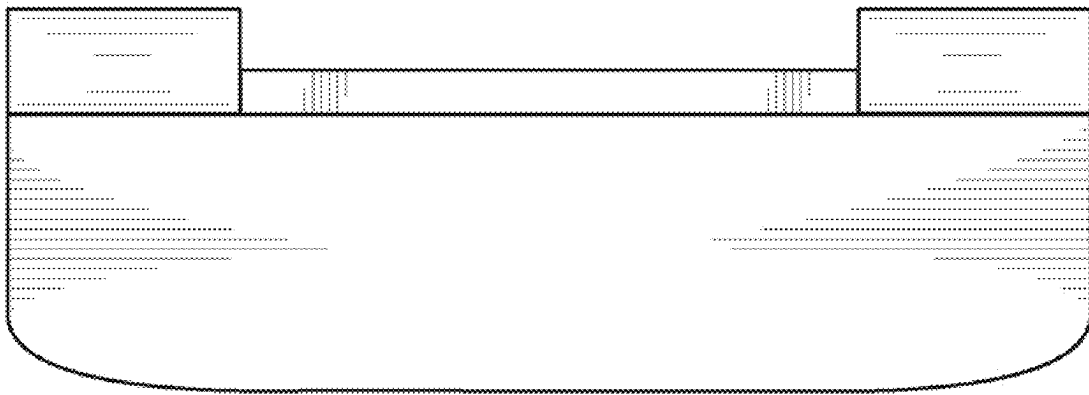


FIG. 14