



US00D584789S

(12) **United States Design Patent**
Swan

(10) **Patent No.:** **US D584,789 S**

(45) **Date of Patent:** **** Jan. 13, 2009**

(54) **MOUNT**

(76) Inventor: **Richard E. Swan**, 171 West St., E.
Bridgewater, MA (US) 02333

(**) Term: **14 Years**

(21) Appl. No.: **29/298,301**

(22) Filed: **Dec. 3, 2007**

(51) **LOC (9) Cl.** **22-01**

(52) **U.S. Cl.** **D22/110; D22/108**

(58) **Field of Classification Search** **D22/108-110;**
42/111-113, 134-140, 142-144, 148
See application file for complete search history.

(56) **References Cited**

U.S. PATENT DOCUMENTS

- 1,428,655 A 9/1922 Noske
- 2,161,051 A 6/1939 Humeston
- 2,436,948 A 3/1948 Williams
- 2,790,241 A 4/1957 Dickenson
- 2,810,963 A 10/1957 Harper
- 3,276,377 A 10/1966 Bell
- 3,877,166 A 4/1975 Ward
- 4,027,414 A 6/1977 Felix
- 4,085,511 A 4/1978 Kovac
- 4,249,315 A 2/1981 Hopson, III
- 4,310,980 A 1/1982 Pilkington
- D269,989 S * 8/1983 Ross D22/110
- D291,470 S * 8/1987 Bechtel D22/110
- 4,722,496 A 2/1988 Herrmann et al.
- 4,845,871 A 7/1989 Swan
- 4,860,480 A 8/1989 Ruger
- 4,905,396 A 3/1990 Bechtel
- D308,089 S * 5/1990 Sanders D22/109
- 4,920,678 A * 5/1990 Brown 42/25
- 4,934,085 A 6/1990 Lough
- 5,142,806 A 9/1992 Swan
- 5,155,915 A 10/1992 Repa
- 5,276,988 A 1/1994 Swan
- 5,375,361 A 12/1994 Rustick
- 5,533,292 A 7/1996 Swan
- 5,590,484 A 1/1997 Mooney et al.
- 5,606,818 A 3/1997 Hardee
- 5,669,173 A 9/1997 Rodney, Jr.

- 5,680,725 A 10/1997 Bell
- 5,694,712 A 12/1997 Plonka
- 6,295,754 B1 10/2001 Otteman et al.
- 6,363,648 B1 4/2002 Kranich et al.
- 6,442,883 B1 9/2002 Waterman et al.
- 6,449,893 B2 9/2002 Spinner
- 6,490,822 B1 12/2002 Swan
- 6,513,276 B2 2/2003 Mendoza-Orozco
- 6,598,330 B2 7/2003 Garrett et al.
- 6,598,333 B1 7/2003 Randazzo et al.
- 6,629,381 B1 10/2003 Keng

(Continued)

FOREIGN PATENT DOCUMENTS

DE 2006011542 U 12/2006

OTHER PUBLICATIONS

A.R.M.S. #19 Dovetail/Stanag Throw Lever Scope Mount, www.mountsplus.com/mival/merchant.mvc?page=MSP/ PROD 2007.

(Continued)

Primary Examiner—Holly H Baynham

(74) *Attorney, Agent, or Firm*—Barlow, Josephs & Holmes, Ltd.

(57) **CLAIM**

The ornamental design for a mount, as shown and described.

DESCRIPTION

FIG. 1 is a perspective view of the mount in accordance with the present invention;

FIG. 2 is a top view thereof;

FIG. 3 is a bottom view thereof;

FIG. 4 is a left side view thereof;

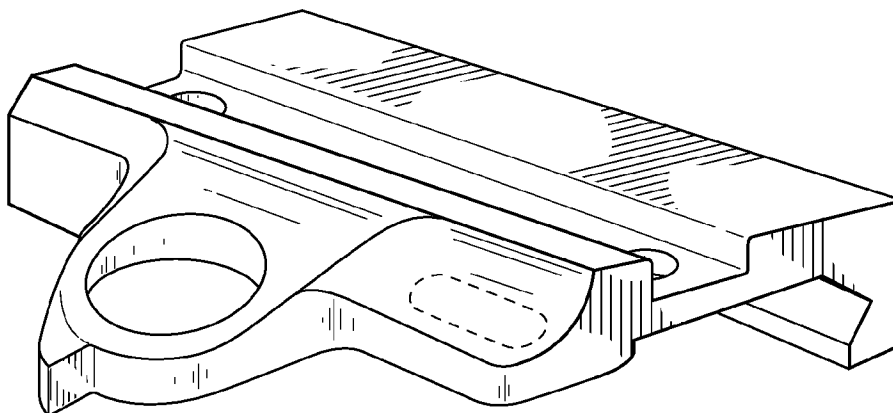
FIG. 5 is a right side view thereof;

FIG. 6 is a rear view thereof; and,

FIG. 7 is a front view thereof.

The elements depicted in broken line in the various figures are included for environmental purposes only, and form no part of the claimed design.

1 Claim, 7 Drawing Sheets



US D584,789 S

Page 2

U.S. PATENT DOCUMENTS

6,922,934 B1 8/2005 Huan
6,931,778 B1 8/2005 Nelson et al.
D512,118 S * 11/2005 Warren D22/109
D537,499 S * 2/2007 Swan D22/110
7,272,904 B2 9/2007 Larue
2004/0000083 A1 1/2004 Grant, Jr.
2004/0148842 A1 8/2004 Aalto et al.
2006/0162227 A1 7/2006 Samson
2006/0207156 A1 9/2006 Larue

2007/0234623 A1 10/2007 Carney

OTHER PUBLICATIONS

TM 9-4931-710-14&P, Technical Manual, Operator, Organizational, Direct Support and General Support Maintenance Manual, Headquarters, Department of the Army. Aug. 1986.
A.R.M.S. Mount Safety Latch, PentagonLight, pp. 1-2, Dec. 6, 2007, "www.pentagonlight.com/item_detail.cfm_id.444".

* cited by examiner

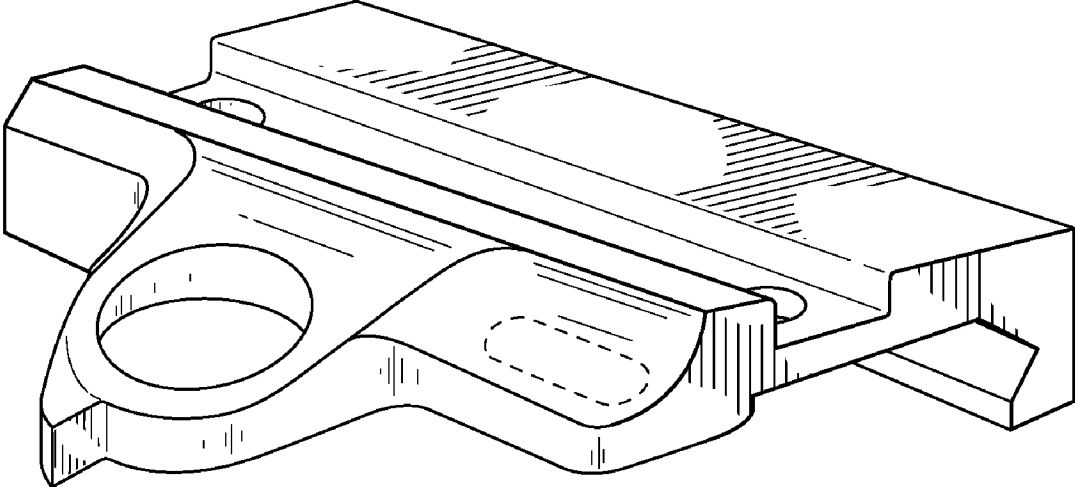


FIG. 1

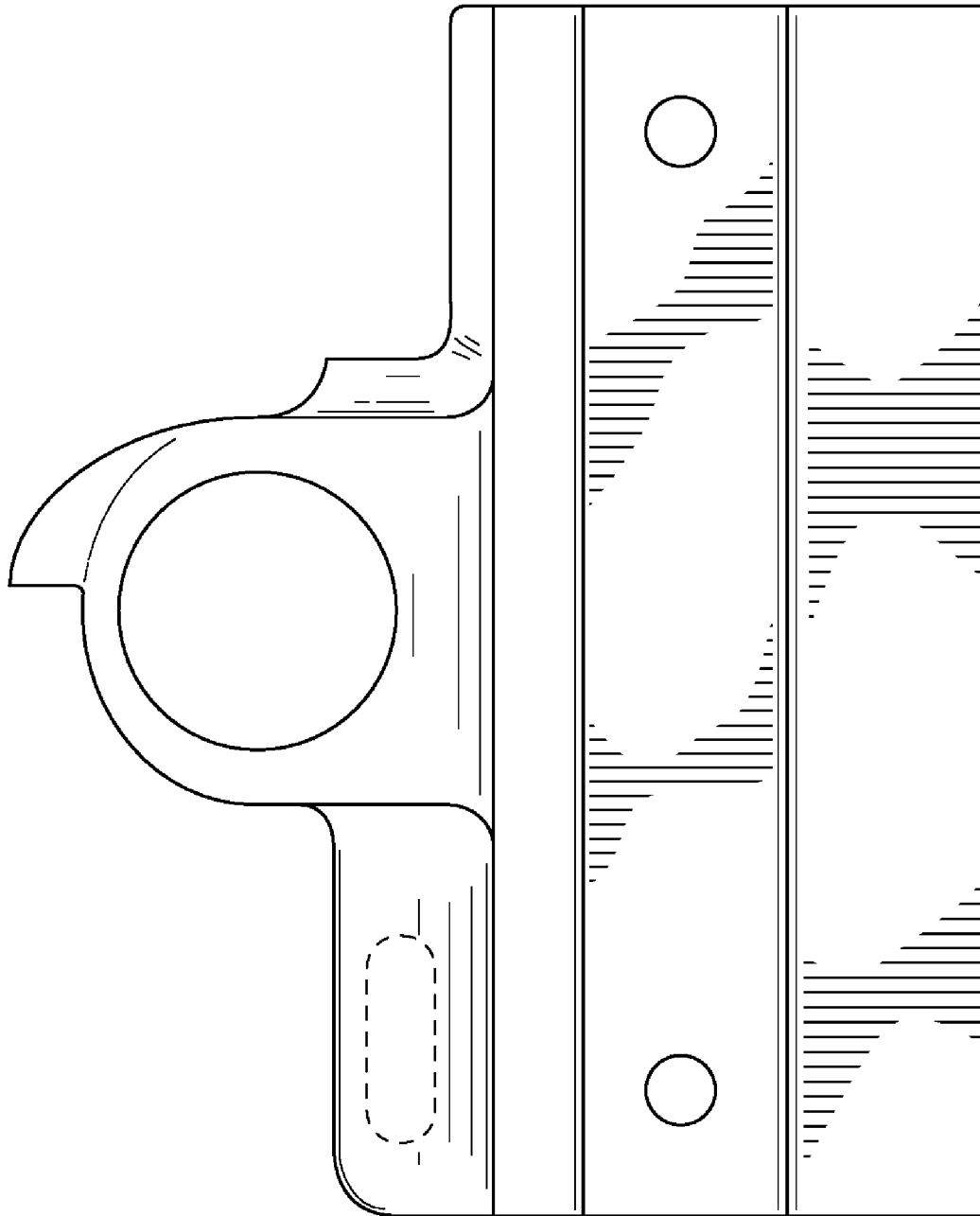


FIG. 2

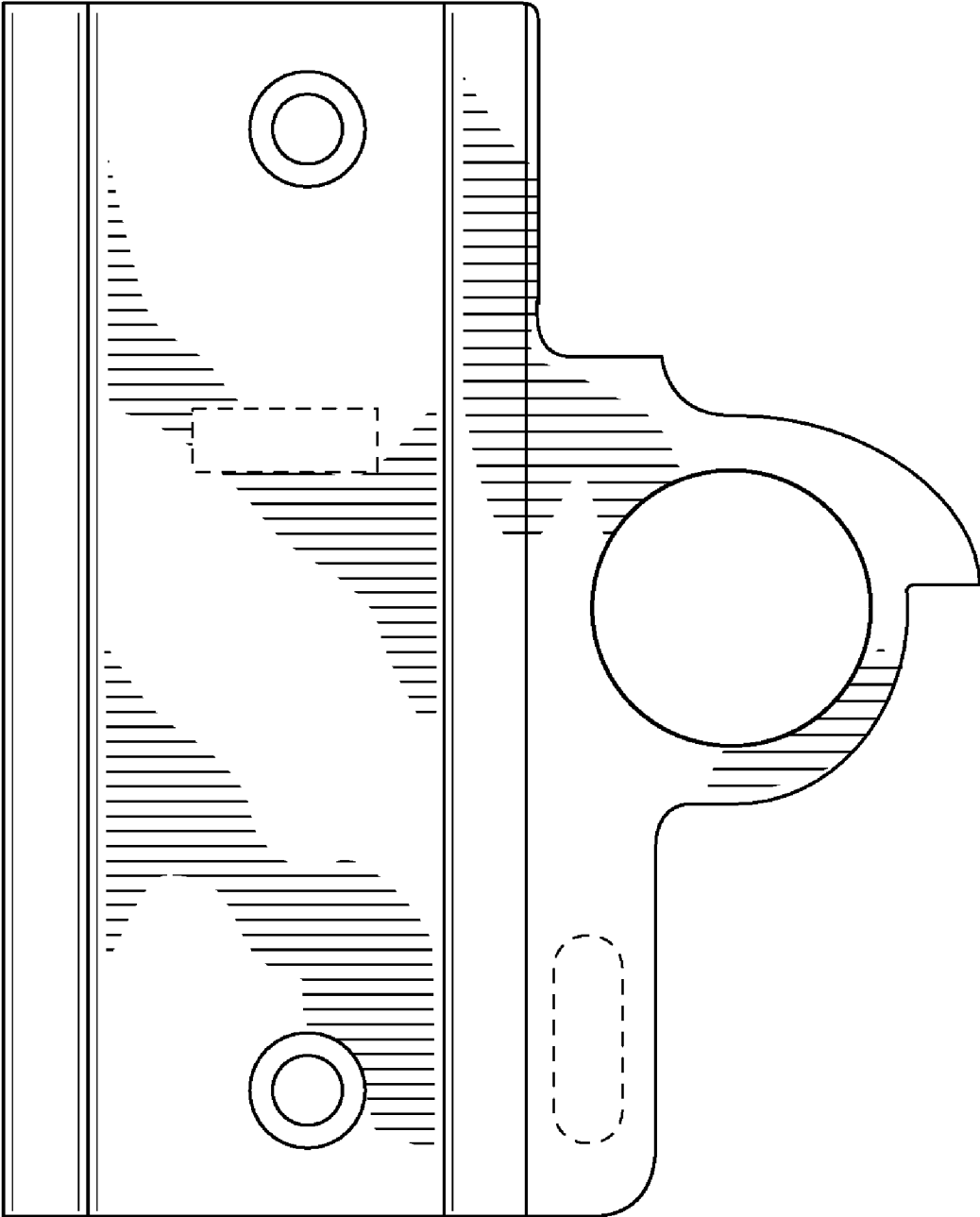


FIG. 3

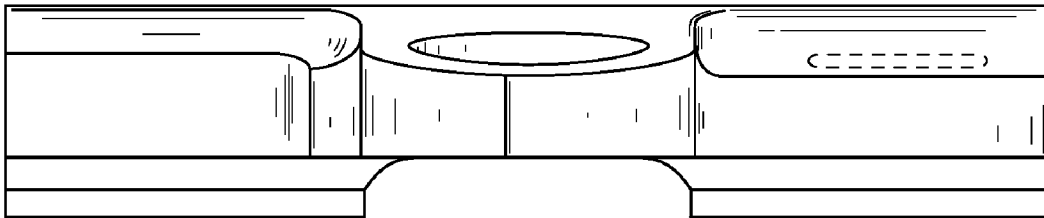


FIG. 4




FIG. 5

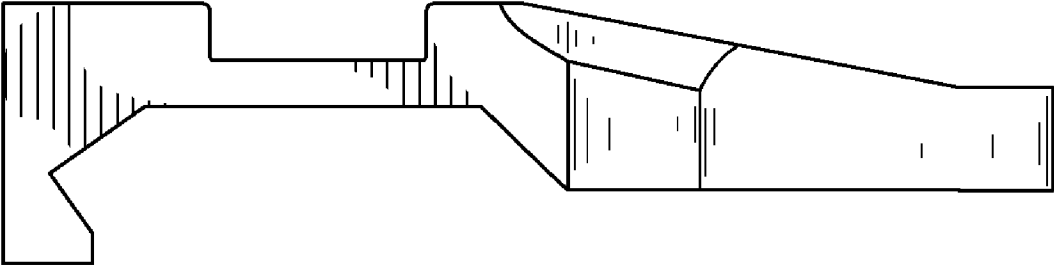


FIG. 6

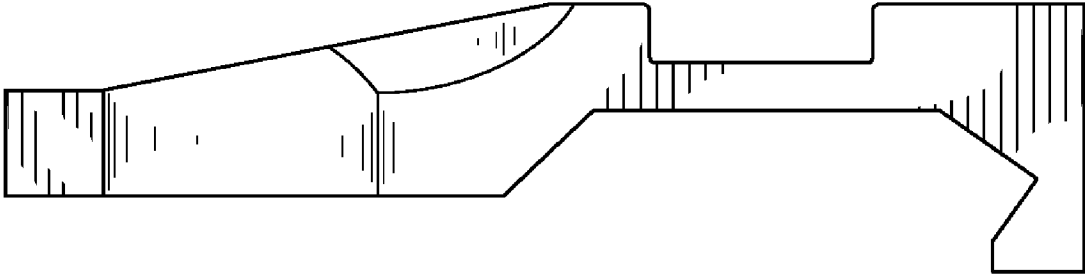


FIG. 7