



US00D666689S

(12) **United States Design Patent**
Swan

(10) **Patent No.:** **US D666,689 S**

(45) **Date of Patent:** **** Sep. 4, 2012**

(54) **FIXED SIGHT APERTURE**

(76) Inventor: **Richard E. Swan**, E. Bridgewater, MA
(US)

(**) Term: **14 Years**

(21) Appl. No.: **29/412,916**

(22) Filed: **Feb. 9, 2012**

Related U.S. Application Data

(60) Division of application No. 29/353,276, filed on Jan. 6, 2010, now Pat. No. Des. 657,013, which is a continuation of application No. 11/949,421, filed on Dec. 3, 2007, now Pat. No. 8,015,744, which is a continuation-in-part of application No. 10/939,962, filed on Sep. 14, 2004, now Pat. No. 7,356,962.

(51) **LOC (9) Cl.** **22-01**

(52) **U.S. Cl.** **D22/109**

(58) **Field of Classification Search** D22/108-110,
D22/199; 89/111-133; 359/399, 823, 744;
42/104, 105, 111-113, 116, 120, 124-126,
42/127-129, 133-140, 141-148; 33/227,
33/229

See application file for complete search history.

(56) **References Cited**

U.S. PATENT DOCUMENTS

308,699 A	12/1884	Rabbeth
396,043 A	1/1889	Lyman
426,887 A	4/1890	West
561,360 A	6/1896	Taylor
564,514 A	7/1896	Fuller
805,770 A	11/1905	Bassell et al.
878,857 A	2/1908	Bevier
894,275 A	7/1908	Marble
894,755 A	7/1908	Snedden
1,034,925 A	8/1912	Newitt
1,089,009 A	3/1914	Porter
1,257,713 A	2/1918	Johnson
1,260,907 A	3/1918	Johnson et al.
1,276,572 A	8/1918	Rogers

1,602,116 A	10/1926	Manahan et al.
1,908,019 A	5/1933	Howard
2,032,648 A	3/1936	Bliss
2,093,676 A	9/1937	Hennessy
2,276,446 A	3/1942	Zimmerman
2,331,903 A	10/1943	Garand
2,334,300 A	11/1943	Williams
2,437,363 A	3/1948	Smith
2,444,038 A	6/1948	Garand
2,531,421 A	11/1950	Garand
2,585,933 A	2/1952	Harvey
2,724,897 A	11/1955	Hough
2,806,288 A	9/1957	Sarvis
2,939,217 A	6/1960	Hajek
3,930,316 A	1/1976	Tellie
3,969,827 A	7/1976	Ellis
4,665,622 A	5/1987	Idan
4,691,442 A	9/1987	Center
4,957,211 A	9/1990	Ekkert et al.
5,533,292 A	7/1996	Swan

(Continued)

FOREIGN PATENT DOCUMENTS

DE 151669 6/1904

(Continued)

Primary Examiner — Michael Pratt

(74) *Attorney, Agent, or Firm* — Barlow, Josephs & Holmes, Ltd.

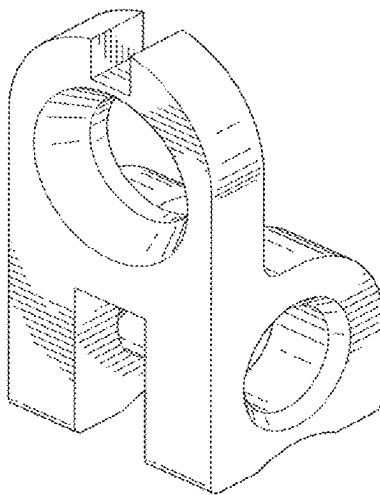
(57) **CLAIM**

The ornamental design for a fixed sight aperture, as shown and described.

DESCRIPTION

FIG. 1 is a perspective view of a fixed sight aperture in accordance with the present invention; FIG. 2 is a front view thereof; FIG. 3 is a rear view thereof; FIG. 4 is a left side view thereof; FIG. 5 is a right side view thereof; FIG. 6 is a top view thereof; and, FIG. 7 is a bottom view thereof.

1 Claim, 7 Drawing Sheets



US D666,689 S

Page 2

U.S. PATENT DOCUMENTS

D407,788 S 4/1999 Kay
6,490,822 B1 12/2002 Swan
6,568,118 B1 5/2003 Teetzel
6,606,813 B1 8/2003 Squire et al.
6,615,530 B2 9/2003 Johansson
6,622,415 B1 9/2003 Canaday et al.
6,722,075 B1 4/2004 Gabaldon
6,732,467 B1 5/2004 Luth
6,779,290 B1 8/2004 Houtsma
D508,726 S 8/2005 Storch
6,968,643 B2 11/2005 Woodbury
7,076,907 B2 7/2006 Nesseth et al.

D526,380 S 8/2006 Swan
7,181,882 B2 2/2007 Woodbury
D594,083 S 6/2009 Mayberry et al.
D602,113 S 10/2009 Ballard
D602,114 S 10/2009 Ballard
8,015,744 B1 * 9/2011 Swan 42/147
D657,013 S * 4/2012 Swan D22/109
2003/0140546 A1 7/2003 Kay

FOREIGN PATENT DOCUMENTS

GB 169397 8/1921

* cited by examiner

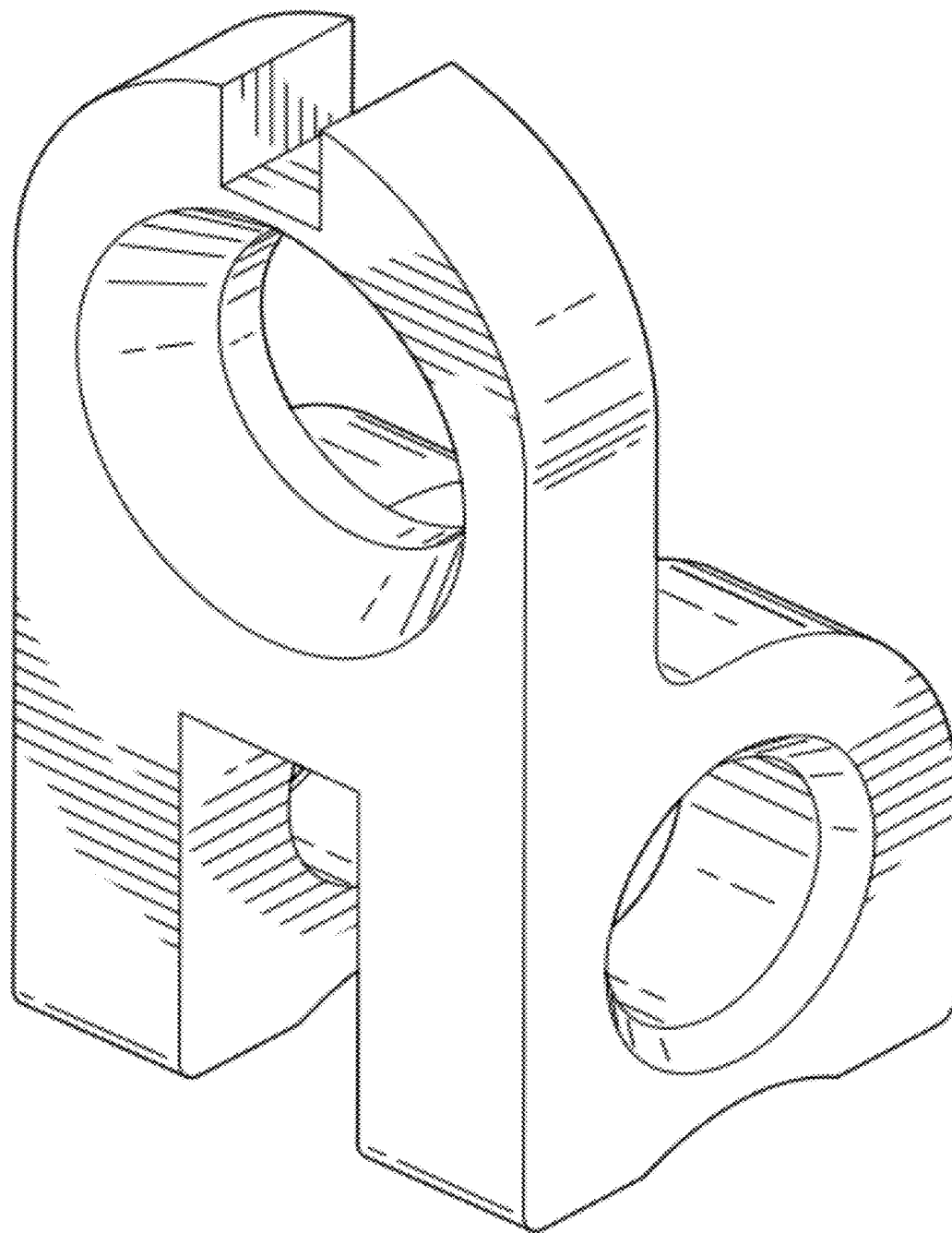


FIG. 1

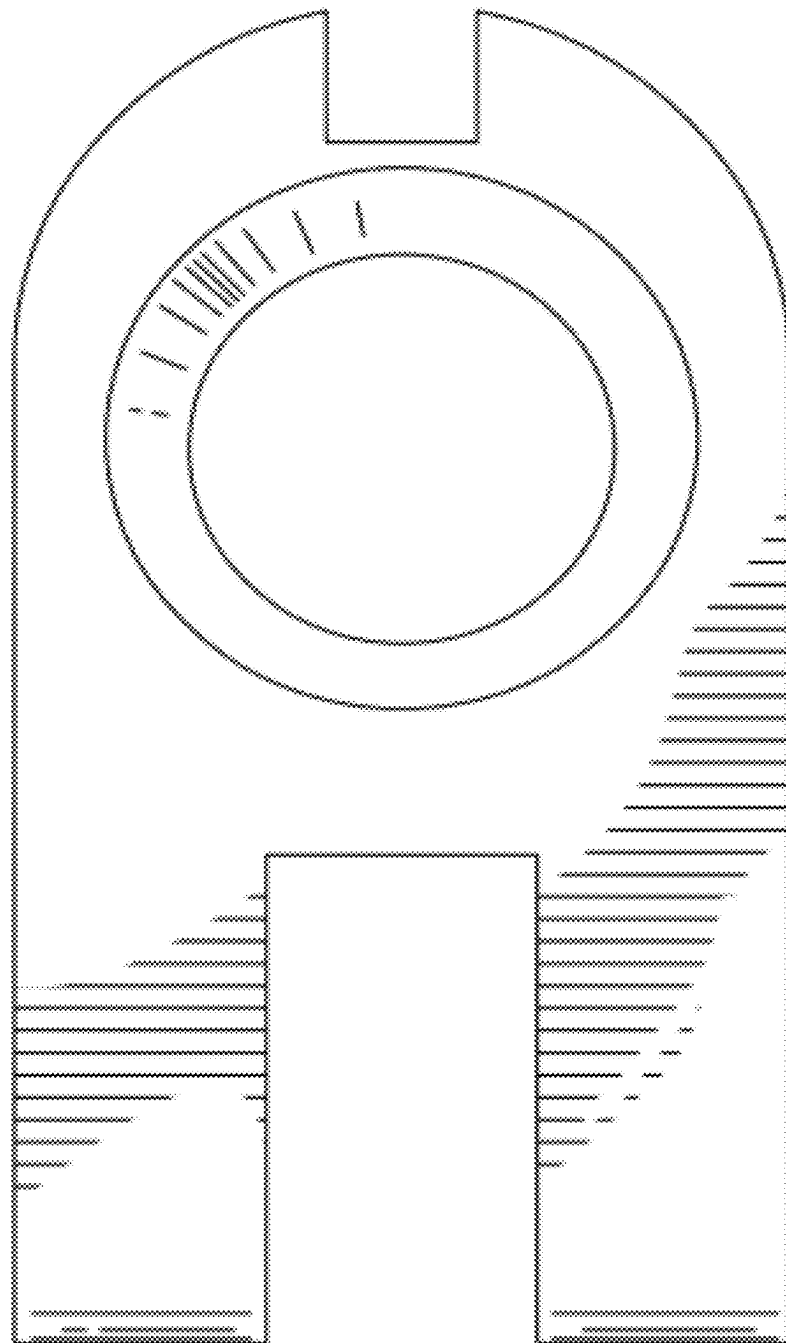


FIG. 2

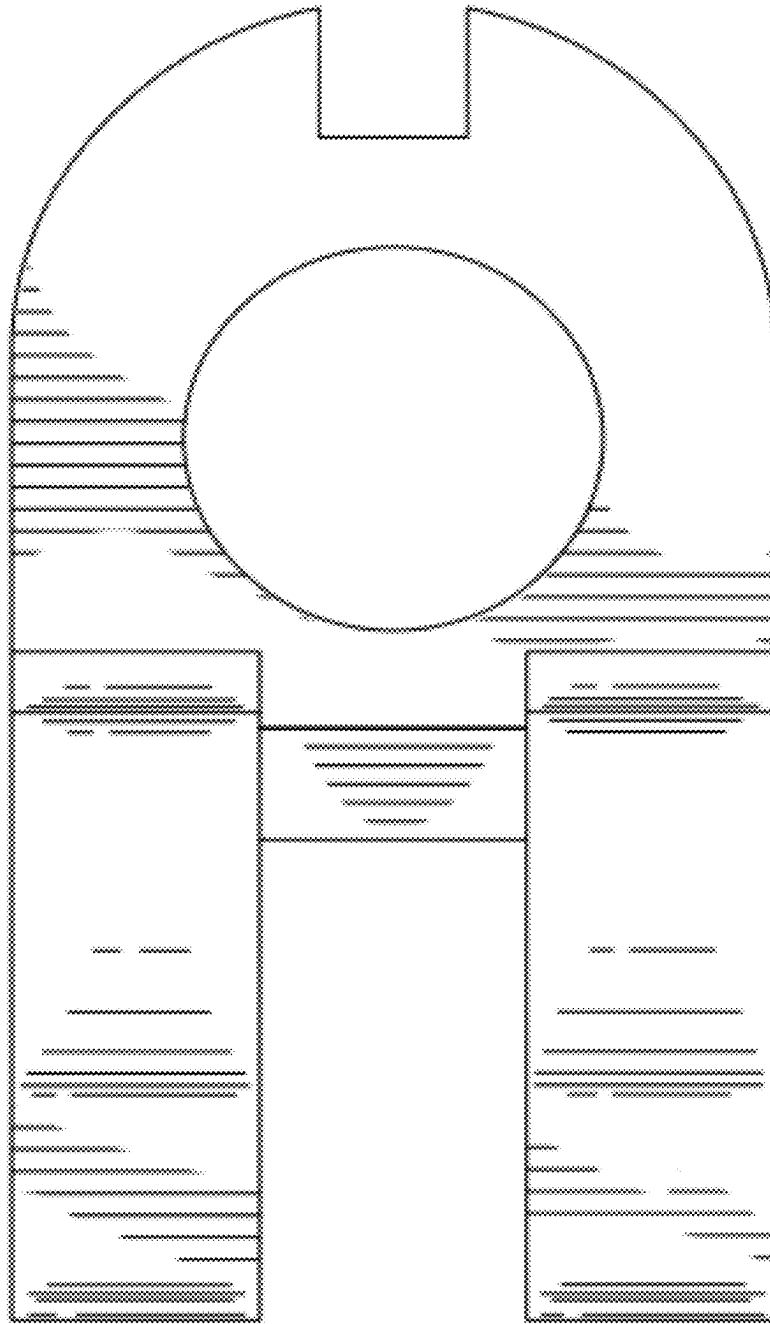


FIG. 3

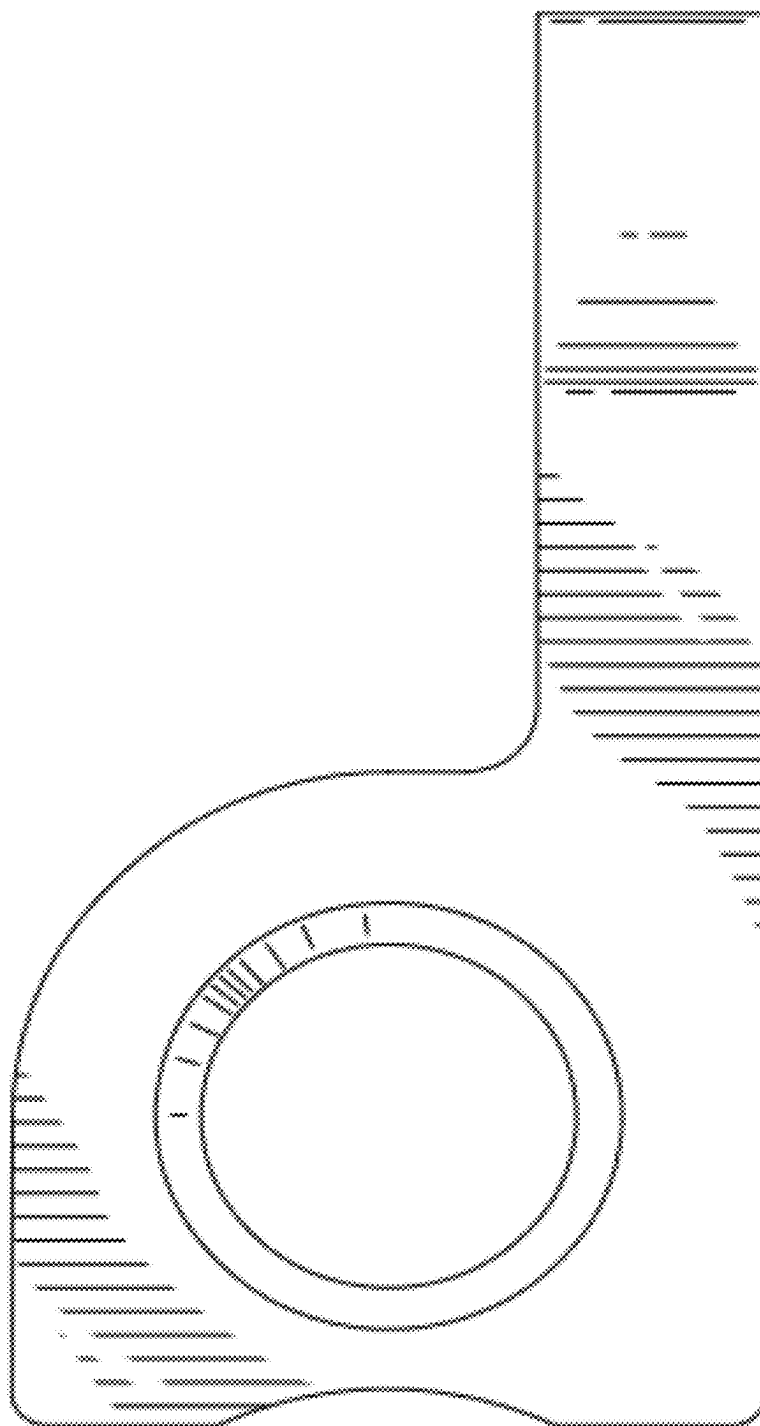


FIG. 4

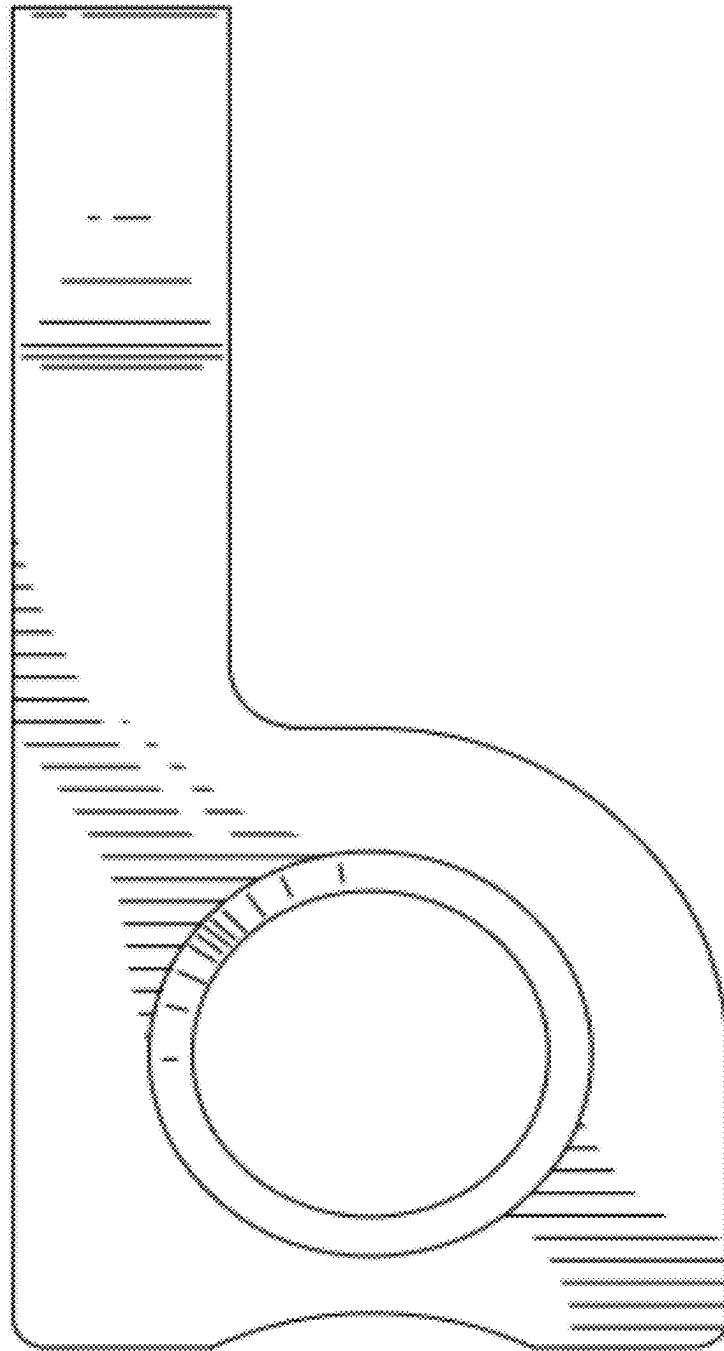


FIG. 5



FIG. 6



FIG. 7